

### 621C Series 28239294 Injector Control Valve Technical File

SKU1: G4N528239294DZ

SKU2: G2F228239294GB

SKU3: G1F228239294KZ

SKU4: L1D1D28239294WC

SKU5: G1F29308621CD3



**621C Series 28239294 Injector Control Valve Technical File****Content**

621C Series 28239294 Injector Control Valve Technical File .....	3
1. 28239294 Injector Control Valve's Introduction .....	3
1.1.28239294 Injector Control Valve's Basic Information .....	3
1.2.28239294 Injector Control Valve's Matching Information .....	3
1.3.28239294 Injector Control Valve's Specifications and Dimensions .....	3
1.4.28239294 Injector Control Valve's Quality Control .....	3
1.5.28239294 Injector Control Valve's Customized Service .....	3
1.6.28239294 Injector Control Valve's Packing List .....	6
1.7.28239294 Injector Control Valve's Warranty Instructions .....	7
1.8.28239294 Injector Control Valve's Manufacturer .....	7
2.28239294 Injector Control Valve Technical Support .....	8
2.1.28239294 Injector Control Valve's Inspection .....	8
2.2.28239294 Injector Control Valve's Installation .....	9
2.3.28239294 Injector Control Valve's Technical Support Obtaining Methods .....	15
3.28239294 Injector Control Valve's Purchase and Delivery .....	15
3.1.28239294 Injector Control Valve's Purchase Payment Terms .....	16
3.2.28239294 Injector Control Valve's Main Sales Markets .....	16
3.3.28239294 Injector Control Valve's Declaration Requirements .....	16
3.4.28239294 Injector Control Valve's Shipping Ways .....	16
3.5.28239294 Injector Control Valve's Lead time .....	16
3.6.28239294 Injector Control Valve's Logistics Time for Destination Out of China's Areas .....	16
3.7.28239294 Injector Control Valve's Packing .....	16
4.28239294 Injector Control Valve's Storage Standard .....	17
5.Company Information .....	18
5.1. Company Introduction .....	18
5.2. Sales-men's Contact Information .....	19
6. Copyright Statement .....	19

## 621C Series 28239294 Injector Control Valve Technical File

### 1. 28239294 Injector Control Valve's Introduction

#### 1.1.28239294 Injector Control Valve's Basic Information

Title	China Made New 28239294 Injector Control Valve
SKU1	G4N528239294DZ/ G1F29308621CD3
SKU2	G2F228239294GB
SKU3	G1F228239294KZ
SKU4	L1D1D28239294WC

#### 1.2.28239294 Injector Control Valve's Matching Information

##### (1) Injector Control Valve's Application to Car Model

Injector Part Number	Car Model	OE Number	OE Number	OE Number
28232242	RENAULT	166003978R		/
28232248	RENAULT	166009384R		
28232251	RENAULT	166001137R		

##### (2) Injector Control Valve's Part Number Common Writing

28239294, 9308-621C, 9308Z621C

#### 1.3.28239294 Injector Control Valve's Specifications and Dimensions

Injector Control Valve Size: 4cm\*4 cm \*3 cm

Injector Control Valve Box Size: 7 cm \*5 cm \*3 cm

Injector Control Valve Packing Size: 26 cm \*10 cm

Injector Control Valve Net Weight: 0.03kg

Injector Control Valve Gross Weight: 0.05kg

Injector Control Valve Quality: China Made Brand New Injector Control Valve

MOQ: 4 Pieces

#### 1.4.28239294 Injector Control Valve's Quality Control

##### (1) Injector Control Valve Testing

All injector control valve spare parts are tested for electrical characteristics, accuracy, high temperature, low temperature, withstand voltage, leakage, durability, and various working conditions.

##### (2) Injector Control Valve Inspection

The factory inspection of the injector control valve is undergone full inspection, random inspection, and batch inspection three inspections. Different brands of test benches are used to test the same fuel injector control valve for a total of no less than three times for factory inspection, and injector control valve installation and test environment are progressed in dust-free workshop.

##### (3) Injector Control Valve Installation

When assembling the valve body and valve core of the control valve, we strictly follow the standard technical indicators of the gap between the valve body and the valve core to assemble so that to ensure that each control valve meets the factory standard and use standard.

#### 1.5.28239294 Injector Control Valve's Customized Service

(1) **Injector Control Valve's Customized Service:** Meet the customized needs of OEM manufacturers for

**SHUMATT** Shenzhen Shumatt Technology Co., Ltd

control valve core, control valve body, part number lettering, QR code engraving, control valve box, VCI anti-rust bag and label customized etc.,



Custom Valve Core (white color with two grooves)

Custom Valve Core (white color without coating)




Custom Valve Core ( black color with coating)



Custom Valve Body ( single groove)



Custom Valve Body ( three grooves)



Custom Valve Body Part Number Engraving

	
Custom Valve Body QR Code Engraving	Control Valve Box (white color is optional)
	
Control Valve Box (blue color is optional)	Control Valve VCI Anti-Rust Bag
	
Control Valve Label (6cm*4cm)	

## (2) Injector Control Valve's Customized Service Requirements:

Custom injector control valve cores are not less than **100 pieces**.

Custom injector control valve bodies are not less than **100 pieces**.

Custom injector control valve boxes are not less than **100 pieces**.

The purchase of injector control valves are not less than **100 pieces**.

The purchase of injector control valves engraving contents are not less than **100 pieces**.

Customized products involve the need of specify logo, the OEM manufacturer needs to provide trademark authorization and the sample of logo image file.

▲ **Once the customized injector control valve is sold, it cannot be returned or exchanged if there is no quality problems.**

1.6.28239294 Injector Control Valve's Packing List

(1) Injector Control Valve Spare Parts List

	
<p>Control Valve Core</p>	<p>Control Valve Body</p>
	
<p>Control Valve Fixture To prevent control valve from being damaged</p>	<p>Control Valve Box To prevent control valve from being damaged</p>
	<p>/</p>
<p>VCI Anti-Rust Bag To prevent control valve from rusting</p>	<p>/</p>

▲ Minors are forbidden to use control valve, control valve fixture, control valve box and VCI anti-rust bag to avoid personal injury.

▲ Control valve fixture, control valve box are recyclable accessories that can be reused.

▲ VCI anti-rust bag is non-degradable materials, please dispose of them properly after using.

### 1.7.28239294 Injector Control Valve's Warranty Instructions

#### (1) Injector Control Valve Warranty Conditions and Instructions

It is necessary to provide pictures, videos of injector control valve or test reports of injector control valve inspection equipment as evidence to feed back to the salesman.

Injector control valve abnormal conditions are properly explained such as: 1.Black smoke, 2. Engine shake, 3. Difficulty starting the engine, 4. Engine noise, 5. oil leakage etc.

Above problems also may cause by the incorrect installation of injector, if the problems are confirm to be product's problems after tested by Shumatt, it is within the warranty coverage.

#### (2) Injector Control Valve Warranty Coverage

After customers receive the 28239294 injector control valve within 15 days , if there is a performance failure and the product has no appearance damage, customer can choose to replace it or repair it;

If the 28239294 injector control valve has performance problems during the warranty period (3 months), and it is confirmed to be product's problems after being tested, you can contact our salesmen to replace the same model or a reworked product with the same performance for free;

If the injector control valve has obvious scratches, it can only be repaired and it will be returned as it is if the product is confirmed to be fault-free.

▲ **Tips: For products not within warranty period, our company can provide paid maintenance services. For products after paid repaired, the same performance problem will have a free warranty period within 3 months from the date of repairing.**

#### (3) Injector Control Valve Out of Warranty Coverage

The injector control valve is artificially damaged due to assembly errors during the process of assembling. The warranty period has expired.

Injector injector control valve failure caused by high temperature, high pressure, humidity, rain and snow, saline-alkali land, earthquake, and used in abnormal environment.

Injector injector control valve damage caused by man-made reasons (throwing, strong magnetic field magnetization, set fire).

Injector injector control valve failure or injector damage caused by non-injector injector control valve's design, technology, manufacturing, quality and other issues.

Injector injector control valve failure due to system pressure exceeding system approved pressure.

Injector injector control valve failure caused by impurities (water, lead, aluminum powder, iron powder, sulfide) in the system fuel exceeding the standard requirements.

Injector injector control valve failure caused by not installing according to the tightening torque specified in injector maintenance manual (the tightening torque is too large or too small).

Injector injector control valve failure caused by not following the installation angle specified in injector maintenance manual.

Injector injector control valve failure caused by not following the cleaning requirements specified in injector maintenance manual.

Injector injector control valve failure caused by failure to replace consumable parts as specified in injector maintenance manual.

### 1.8.28239294 Injector Control Valve's Manufacturer

Injector Control Valve's Manufacturer: Shenzhen Shumatt Technology Co., Ltd

## 2.28239294 Injector Control Valve Technical Support

### 2.1.28239294 Injector Control Valve's Inspection

- (1) Check and see if there is fray on the sealing surface of control valve and the control valve core.



Pic No. 1

- (2) Check whether the armature stroke (CRT220) of the control valve is within the range of 30~70 $\mu$ m. The lift of the armature will affect the fuel injection quantity at each point. The greater the armature lift, the greater the fuel injection volume, if the armature stroke is out of range, please replace control valve in time.



Pic No. 2



### 2.2.28239294 Injector Control Valve's Installation

- (1) Before install the orifice plate, clean it in an ultrasonic cleaning machine for 3-5 minutes so that to make the dirt, anti-rust oil oxide, paraffin base, naphthenic base, intermediate base, salt, lead naphthenate, zinc naphthenate, sodium petroleum sulfonate, barium petroleum sulfonate, calcium petroleum sulfonate, tallow diamine trioleate and rosin amine shedding fall off.
- (2) Use compressed air to clean up the cleaning fluid attached to the surface of the cleaned orifice plate to meet the use standard.
- (3) Place the injector solenoid valve into the injector house, see as Pic No.1



Pic No.1

- (4) Put the solenoid valve spring adjustment shim into solenoid valve, see as Pic No.2



Pic No.2

(5) Put the solenoid valve spring into the solenoid valve, see as Pic No.3



Pic No.3

(6) Put the control valve core into the control valve, see as Pic No.4



Pic No.4

- (7) Use the injector stroke measuring tool (CRT220) to measure whether the gap between the control valve and the armature is in the range of 30~70 $\mu$ m, see as Pic No.5



Pic No.5

- (8) Install the control valve in the injector house, see as Pic No.6



Pic No.6

(9) Install the injector nozzle spacer on the control valve, see as Pic No.7



Pic No.7

(10) Put in the nozzle needle valve spring, see as Pic No.8



Pic No.8

(11) Put the nozzle needle valve into the nozzle, see as Pic No.9



Pic No.9

(12) Install the nozzle on the injector, see as Pic No.10



Pic No.10

(13) Install the injector nozzle cap on the injector with a torque wrench (CRT084), torque is within 40-45Nm, see as Pic No.11



Pic No.11

(14) After installation, use a multi-meter (RTK199) to measure whether the resistance range of the injector solenoid valve is within (0.155Ω-0.190Ω), see as Pic No.12



Pic No.12

(15) Insulation test. Test whether the injector is insulated from the shell, use (500v, 10M or higher voltage) for testing, see as Pic No.13



Pic No.13

(a) LEAK TEST

**Test Result**

1.The oil return is not sealed: Leakage between control valve and armature.

**May Lead To:**

1.Leaky oil return may lead to large oil return volume, the nozzle oil leakage and can not build up pressure, which cause to injector failure working.

**Solution:**

Check the control valve's sealing condition or change control valve.

### 2.3.28239294 Injector Control Valve's Technical Support Obtaining Methods

(1) Injector Control Valve Technical File, visit <http://shumatt.com> to get the technical file.

(2) **Injector Control Valve Technical Videos**

**Facebook:** Visit <https://www.facebook.com/hison.li> to get the technical videos, constantly follow can get more information.

**YouTube:** Visit [https://www.youtube.com/channel/UCByYBx7VjV\\_mAfxh\\_Hu-aw](https://www.youtube.com/channel/UCByYBx7VjV_mAfxh_Hu-aw) to get the technical videos, constantly follow can get more information.

**Shumatt:** Visit <http://shumatt.com> to get the technical videos.

(3) Injector Control Valve Information Query Software

TruckBook Parts EPC APP, Android/Apple App Store download and install, visit <http://shumatt.com> to get the download and installation tutorial

(4) Search injector control valve test data through TruckBook Parts EPC APP.

### 3.28239294 Injector Control Valve's Purchase and Delivery

### 3.1.28239294 Injector Control Valve's Purchase Payment Terms

**Payment Terms:** T/T, PayPal, Alipay, WeChat

Please contact our salesmen for specific payment information.

### 3.2.28239294 Injector Control Valve's Main Sales Markets

**Injector control valve main sales markets:** Asia, Europe, North America, South America, Africa etc.

### 3.3.28239294 Injector Control Valve's Declaration Requirements

Shumatt can assist customers to provide the following documents for import customs clearance: contract, invoice, packing list, bill of lading, insurance policy, certificate of origin, etc.

### 3.4.28239294 Injector Control Valve's Shipping Ways

**Destination in China areas:** SF Express, Debon Express, the corresponding logistics company can be provided according to customer requirements in special cases.

**Destinations out of China's areas:** DHL, UPS, FedEx, TNT air, ocean or other shipping methods required by customers.

### 3.5.28239294 Injector Control Valve's Lead time

**Lead time:** Send out within 3 – 7 working days after receiving payment (Except for special products and special cases).

### 3.6.28239294 Injector Control Valve's Logistics Time for Destination Out of China's Areas

**DHL Logistics Time :**

Country or Region of Departure	Hong Kong, China	Other Countries or Regions of Asia	Australia and New Zealand	Europe	America	Other Countries
China's Mainland	7 Days	7 Days	8 Days	8 Days	8-12 Days	7-10 Days

**UPS Logistics Time: Country or Region of Departure: China's Mainland**

Country of Destination	Estimated Arrival Time	Country of Destination	Estimated Arrival Time	Country of Destination	Estimated Arrival Time
Japan	3 Days	UK	5-7 Days	Egypt	5-7 Days
Turkey	5-7 Days	Singapore	3 Days	Switzerland	5-7 Days
Bahrain	5-7 Days	Latvia	7-10 Days	New Zealand	7-10 Days
Sri Lanka	5-7 Days	Thailand	3 Days	Austria	5-7 Days
Romania	5-7 Days	Vietnam	3-5 Days	Estonia	5-7 Days
Malaysia	3-5 Days	Israel	5-7 Days	Mexico	7-10 Days
France	5-7 Days	America	5-7 Days	United Arab Emirates	5-7 Days
Italy	5-7 Days	Netherlands	5-7 Days	Bengal	7-10 Days
Lebanon	5-7 Days	Philippine	3-5 Days	Greece	7-10 Days
South Korea	3 Days	Spain	5-7 Days	Myanmar	5-7 Days
Canada	5-7 Days	Germany	5-7 Days	Saudi Arabia	7-10 Days
Portugal	5-7 Days	Australia	5-7 Days	South Africa	7-10 Days
Denmark	5-7 Days	Belgium	5-7 Days	Ukraine	7-10 Days
India	7-10 Days	Qatar	7-10 Days	Poland	5-7 Days
Indonesia	3-5 Days	Morocco	7-10 Days	Pakistan	7-10 Days
Kuwait	7-10 Days				

The logistics time is for reference only, subjects are according to the actual arrival.

### 3.7.28239294 Injector Control Valve's Packing

Mob/WhatsApp: +86 13410541523

Email : [ruby@shumatt.com](mailto:ruby@shumatt.com)

© 2022 Shenzhen Shumatt Technology Co., Ltd

Tel: +8675523215133

Website : [www.shumatt.com](http://www.shumatt.com)



**Domestic express packaging:** Usually wrapped with waterproof scotch tape, such as picture No.1.

**International express packaging:** Wrapped with waterproof yellow tape After wrapping the black protective film, such as picture No. 2.

**Pallet Shipping:** Use fumigation free and recycling trays that meet export requirements, and use white wrapping protective film to wrap and bind with cable ties for the outside, such as picture No. 4, Also, the products can be packaged according to customers' requirements.

▲ The packing tray is made of plastic and can be recycled.

▲ Transparent tape, yellow tape, black wrapping protective film, white wrapping protective film are non-degradable materials, please dispose of them properly.


▲ Minors are prohibited from using transparent tape, yellow tape, black wrapping protective film, and white wrapping protective film to avoid personal injury.



Pic No. 1

**Domestic express packaging:**

Wrapped by Transparent tape



Pic No. 2

**International express packaging:**

Wrapped with yellow tape after wrapping black protective film



Pic No. 3

**Pallet Shipping:** Use pallet that meet export requirements, and use white wrapping protective film to wrap and bind with cable ties

#### 4.28239294 Injector Control Valve's Storage Standard

### (1) Choose a suitable storage place

The warehouse and cargo yard where injector control valve is stored should be kept clean and dry, and away from the factory buildings that generate harmful gases and dust; do not mix with acid, alkali, salt and other substances; the storage place should have a good drainage system; the cargo yard should be flattened with gravel or furnace ash etc. to enhance the water permeability of the surface layer to keep the reservoir area dry.

### (2) Strict requirements of warehousing

Strict inspections should be carried out when injector control valves are put into storage, the surface cleaning work should be done well to remove water traces, oil stains, ash and other dirt, remove the rust and do anti-rust treatment in time. The packed injector control valves must be protected from being damaged.

### (3) Keep the warehouse dry and preventing moisture

The relative humidity is usually below 70% for injector control valves placed in the room, and the corrosion of injector control valves is significantly reduced.

Injector control valves must be stored in the warehouse, and they are forbidden to store in the same warehouse with commodities with high water content.

### (4) Stack Properly

▲ After the injector control valve is exposed in rain, the corrosion rate will increase significantly. The purpose of sealing is to isolate the injector control valve from rainwater and humid air, so the warehouse window should be checked in time to avoid rainwater entering the warehouse

If injector control valve package is damaged, it should be repaired or replaced; when the package is damp, the packaging material should be dried; if the original anti-corrosion and oil applied at the factory is found to be damaged or dried up, it should be cleaned and re-applied oil in time.

▲ It is forbidden to leave the injector control valve exposed in the air for a long time.

▲ It is forbidden to store acid, alkali, salt and other substances together with the injector control valve.

▲ The unpacked injector control valve must be rust-proof during secondary storage.

## 5. Company Information



### 5.1. Company Introduction

**Chinese Name:** 深圳市舒马特科技有限公司

Mob/WhatsApp: +86 13410541523

Email : [ruby@shumatt.com](mailto:ruby@shumatt.com)

© 2022 Shenzhen Shumatt Technology Co., Ltd


Tel: +8675523215133

Website : [www.shumatt.com](http://www.shumatt.com)

**English Name:** Shenzhen Shumatt Technology Co., Ltd.

 **Mob Phone/WeChat:** +86-13410541523

 **HK Telephone:** +852-67653519

 **Telephone:** +86-755-23215133

 **Email:** ruby@shumatt.com

 **Website:** www.shumatt.net

**Shenzhen Office:** 11-12, Floor 14, Building 13, Qinchengda Building, Exit A, Honglang North Subway Station, Bao'an District, Shenzhen, China's Mainland

**Shenzhen Office:** Room 428-430, Building B, Huafeng Zhigu Technology Industrial Park, Exit B, Fuyong Metro Station, Bao'an District, Shenzhen, China's Mainland

**Hong Kong Office:** Jianfa Street Industrial Zone, Tuen Mun, New Territories, Hong Kong, China

**After-sales Service Address:** Please contact our salesmen to obtain and provide the corresponding product maintenance reasons ( Reference: [1.7. 28239294 Injector Control Valve's Warranty Instructions.](#) )

## 5.2. Sales-men's Contact Information

No.	Name	WeChat/ WhatsApp	Email	Facebook	YouTube
1	Ruby	+86-13410541523	ruby@shumatt.com	Hison Li	Hison Li
2	Ivy	+86-18025309821	sales@shumatt.com	Ivy Shumatt	Shumatt IVY
3	Rebecca	+86-18025349821	sales01@shumatt.com	Rebecca SHUMATT	SHUMATT Rebecca
4	Janny	+86-18028749821	sales02@shumatt.com	Janny shumatt	Janny Shumatt
5	Sam	+86-13316859821	Sales8@shumatt.com	Shumatt Sam	Sam Shumatt
6	Natalie	+86-18938945856	sales15@shumatt.com	Shumatt Natalie	Lin Natalie
7	Ada	+86-1342286353	sales5@shumatt.com	Shumatt Ada	Ada Shumatt
8	Hison Li	+86-18318811871	web@shumatt.com	Hison Li	Hison Li
9	Mecca	+86-18938948618	sales11@shumatt.com	Shumatt Mecca	Shumatt Mecca
10	Eric	+86 18319033618	sales3@shumatt.com		
11	Wayne ( Joaquín en español )	+86-13316959821	wayne@shumatt.com	shumattwayne	Wayne Shumatt
12	Sylvia	+86 18312499884	sales6@shumatt.com		

Visit <http://www.shumatt.com> to obtain the latest information of salesmen

**PS:** Shumatt's sales-men's emails are all end with **@shumatt.com**

## 6. Copyright Statement

The copyright of any contents (including but not limited to parameters, data, text, charts, images, sound, videos, etc.) provided in "**621C Series 28239294 Injector Control Valve Technical File**" belong to Shenzhen Shumatt Technology Co., Ltd. Without the prior written permission of Shenzhen Shumatt Technology Co., Ltd., you are not allowed to modify any contents in "**621C Series 28239294 Injector Control Valve Technical File**" in any way. At the same time, any conditions to spread, re-post, display the contents of "**621C Series 28239294 Injector Control Valve Technical File**" should indicate that the cited article is from Shenzhen Shumatt Technology Co., Ltd., Any actions failure to follow above conditions to use "**621C Series 28239294 Injector Control Valve Technical File**" will violate the "Copyright Law of the People's Republic of China" and other laws and regulations and the provisions of relevant international conventions.