



## A2C9321760080 Fuel Pump **CR Series** Technical File

SKU: Z1L39321760080



**A2C9321760080 Fuel Pump CR Series Technical File****Content**

1. A2C9321760080 Fuel Pump Introduction .....	2
1.1. A2C9321760080 Fuel Pump Basic Information .....	2
1.2. A2C9321760080 Fuel Pump Common Part Number .....	2
1.3. A2C9321760080 Fuel Pump Parameters .....	2
1.4. A2C9321760080 Fuel Pump Specifications And Dimensions .....	2
1.5. A2C9321760080 Fuel Pump Quality Control .....	2
1.6. A2C9321760080 Fuel Pump Customization Service .....	3
1.7. A2C9321760080 Fuel Pump Packaging List And Packaging Dimensions .....	3
1.8. A2C9321760080 Fuel Pump Testing Standards and Certificates .....	5
1.9. A2C9321760080 Fuel Pump Warranty Instructions .....	5
1.10. A2C9321760080 Fuel Pump Manufacturer .....	6
2. A2C9321760080 Fuel Pump Technical Support .....	6
2.1. A2C9321760080 Fuel Pump Utilized Location .....	6
2.2. A2C9321760080 Fuel Pump Installation .....	7
2.3. Reasons of A2C9321760080 Fuel Pump Not Working Normally .....	8
2.4. Causes of A2C9321760080 Fuel Pump Being Damaged .....	8
2.5. A2C9321760080 Fuel Pump Technical Support Obtaining Methods .....	8
3. A2C9321760080 Fuel Pump Purchase And Delivery .....	9
3.1. A2C9321760080 Fuel Pump Purchase And Payment Term .....	9
3.2. A2C9321760080 Fuel Pump Main Sales Markets .....	9
3.3. A2C9321760080 Fuel Pump Declaration Requirements .....	9
3.4. A2C9321760080 Fuel Pump Shipping Ways .....	9
3.5. A2C9321760080 Fuel Pump Delivery Time .....	9
3.6. A2C9321760080 Fuel Pump Logistics Time for Destination Out of China's Areas .....	9
3.7. A2C9321760080 Fuel Pump Shipping Package .....	10
4. A2C9321760080 Fuel Pump Storage Standards .....	11
5. Company Information .....	12
5.1. Company Introduction .....	12
5.2. Sales Contact Information .....	13
6. Copyright Statement .....	13

**A2C9321760080 Fuel Pump CR Series Technical File****1. A2C9321760080 Fuel Pump Introduction****1.1. A2C9321760080 Fuel Pump Basic Information**

Title	Common Rail A2C9321760080 Fuel Pump CR Series	Quality
SKU	Z1L39321760080	Re-manufactured

**1.2. A2C9321760080 Fuel Pump Common Part Number****(1) Fuel Pump Exchange Information**

Fuel Pump Part Number	Car Model	Compatible Number	OE Number	OE Number
A2C9321760080	Ford	A2C93217600	FB3Q-9B395-AB	FB3Q-9B395-AD

**(2) Fuel Pump Application Information**

Vehicle Brand	Car Model	Engine Model	Production Date	Power (KW)	Horse Power	Emission (L)	Cylinder	Power Source (V)
Ford	Ford	TDCI	2015	96	118-197	2.2L	4	/

**(3) Fuel Pump's Common Writing Methods**

A2C9321760080, A2C93217600, FB3Q-9B395-AB, FB3Q-9B395-AD

**1.3. A2C9321760080 Fuel Pump Parameters**

Adaptation System: Common Rail System

Fuel Pump Series: CR Series

Fuel Pump Type: High Pressure Pump, CR System

**1.4. A2C9321760080 Fuel Pump Specifications And Dimensions**Fuel Pump Size: 29cm\* 21cm \*25 cm =15225 cm<sup>3</sup>

Gross Weight: 6.4kg

Package Weight: 6.9kg

Fuel Pump Quality: Re-manufactured

Package Size: 32cm\*24cm \*27 cm =20736cm<sup>3</sup>

Fuel Pump Type: High Pressure Fuel Pump

MOQ: 1 piece

**1.5. A2C9321760080 Fuel Pump Quality Control****(1) Fuel Pump Testing**

All parts of the fuel pump have undergone electrical characteristics testing, precision testing, high temperature testing, low temperature testing, withstand pressure testing, leakage testing, durability testing, and various working conditions testing.



## (2) Fuel Pump Installation

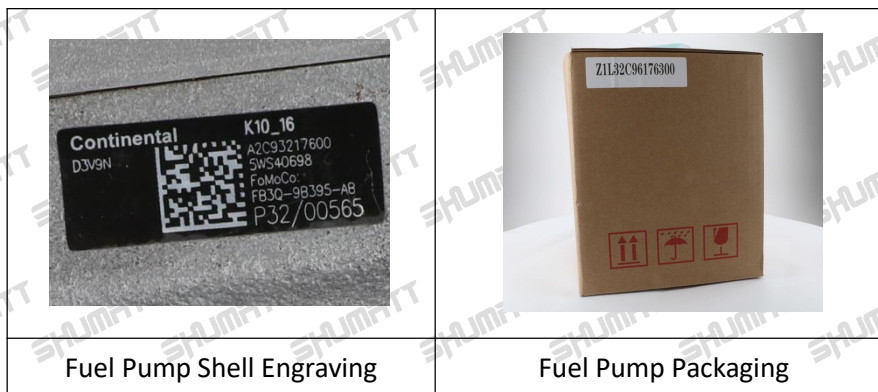
In addition, the fuel pump production and installation process is quality controlled. Our company strictly follows the standard product installation data and product installation steps for installation, such as fuel pump stroke test, fuel pump solenoid valve tightening torque, fuel pump tightening torque.

## (3) Fuel Pump Inspection

The factory inspection of the fuel pump has undergone three inspections: full inspection, random inspection, and batch inspection. Different brands of test benches are used to test the same fuel pump for a total of no less than three times for factory inspection, and the fuel injector installation testing environment are progressed in dust-free workshop.

### 1.6. A2C9321760080 Fuel Pump Customization Service

**(1) Fuel Pump Customization Service Coverage:** Meet OEM manufacturers' customization needs for shell engraving, logo engraving, fuel pump internal packaging, fuel pump external packaging and labels, etc.



## (2) Fuel Pump Customization Service Requirements:

The purchase of customized fuel pump is no less than **10** pieces.




The purchase of customized fuel pump boxes is no less than **1000** pieces.



▲ Customized products involve the need of specify logo, the OEM manufacturer needs to provide trademark authorization and the sample of logo image file.

▲ Once the customized fuel pump is sold, it can't be returned or exchanged if there is no quality problems.

### 1.7. A2C9321760080 Fuel Pump Packaging List And Packaging Dimensions

#### (1) Fuel Pump Parts List

NO.	1	2	3
Picture			
Name	Fuel Pump Assembly	Blue Anti-Rust Bag	Lining
Description	Fuel pump part number: A2C9321760080	Prevent fuel pump from rusting	Prevent the fuel pump from being damaged by external forces
NO.	4	5	6

Picture			/
Name	Fuel Pump Packaging Box	Fuel Pump Protective Cover	/
Description	Place the fuel pump and accessories	Protect the fuel pump hole from contamination and blockage	/

▲ Minors are prohibited from using the fuel pump assembly, O-ring, Oil inlet protective cover, fuel pump shell protective cover, oil return protective cover, VCI anti-rust bag, and bubble bag to avoid personal injury.

▲ O-rings and repair kits are one-time installation accessories and need to be replaced when installed again

▲ Oil inlet protective cover, fuel pump shell protective cover, and oil return protective cover are recyclable accessories and can be reused.

▲ VCI anti-rust bags and bubble bags are non-degradable materials, please dispose of them properly after using.

▲ The fuel pump and the installation part duct must be treated with appropriate sealing oil during installation.

## (2) Fuel Pump Packaging Box Size



NO.	Name	Fuel Pump Packaging Size (Cm)
1	fuel pump packaging box	32*24*27

### 1.8. A2C9321760080 Fuel Pump Testing Standards and Certificates

Shumatt can provide the factory quality inspection test report of each fuel pump to ensure that each fuel pump delivered meets the engine performance indicators.

BOTEN		测试报告		4.05.2019 10:42:09	
委托企业:					
电话:		地址:			
传真:		检测人:			
客户地址:		送检单位:			
电话:		客户姓名:			
传真:					
检测项目:					
检测名称: 燃油泵					
型号-零件号:					
检测方向:					
检测结果					
检测编号: C05000-0511					
检测项目	检测结果	标准值	公差	判定	备注
ICAR TEST:	32	32	±5	合格	
Radio:	32	32	±5	合格	
WARM:	32	32	±5	合格	
Max:	231.5	231.5	±14.4	合格	
TL:	28.4	28.4	±0.5	合格	
IL:	14.1	14.1	±0.4	合格	
VE:	4.2	4.2	±0.3	合格	
<input type="checkbox"/> 合格 <input type="checkbox"/> 不合格 <input type="checkbox"/> 报废 <input type="checkbox"/> 修理 <input type="checkbox"/> 退货					

### 1.9. A2C9321760080 Fuel Pump Warranty Instructions

#### (1) Product Warranty Conditions And Instructions

It is necessary to provide pictures, videos, or test reports tested by the fuel pump inspection equipment when the fuel pump is abnormal during use as evidence to feed back to the salesman. Abnormal conditions are properly explained such as: 1.Smoke, 2. Engine shake, 3. Difficulty starting the engine, 4. Engine noise, 5. Oil leakage etc.

#### (2) Fuel Pump Warranty Coverage

- ① After customer receives the A2C9321760080 fuel pump within 15 days , if there is a performance failure and the product has no damage on surface, customer can choose to replace it or repair it;
- ② If the A2C9321760080 fuel pump has performance problems during the warranty period (6-12 months), and it is confirmed to be product's problems after being tested, you can contact our salesmen to replace the same model or a reworked product with the same performance for free;
- ③ If the fuel pump shell has obvious scratches, it can only be repaired and it will be returned as it is if the product is confirmed to be fault-free.

**▲ Tips: For products not covered by warranty, our company can provide paid maintenance services. For products after paid repaired, the same performance problem will have a free warranty period within 3 months from the date of repairing.**



**(3) Fuel Pump Is Not Covered By Warranty**


- ① The warranty period has expired.
- ② Fuel pump failure caused by high temperature, high pressure, humidity, rain and snow, saline-alkali land, earthquake, and used in abnormal environment.
- ③ Customer disassembles or repairs the fuel pump personally resulting in damage to the fuel pump.
- ④ Fuel pump damage caused by man-made reasons (throwing, strong magnetic field magnetization, set fire).
- ⑤ Fuel pump failure or fuel pump damage caused by non-fuel pump design, technology, manufacturing, quality and other issues.
- ⑥ Fuel pump failure due to system pressure exceeding system approved pressure.
- ⑦ Fuel pump failure caused by system voltage exceeding approved voltage.
- ⑧ Fuel pump failure caused by impurities (water, lead, aluminum powder, iron powder, sulfide) in the system fuel exceeding the standard requirements.
- ⑨ Fuel pump failure caused by not installing according to the tightening torque specified in the vehicle engine maintenance manual (the tightening torque is too large or too small).
- ⑩ Fuel pump failure caused by not following the installation angle specified in the vehicle engine maintenance manual.
- ⑪ Fuel pump failure caused by not following the cleaning requirements specified in the vehicle engine maintenance manual.
- ⑫ Fuel pump failure caused by failure to replace consumable parts as specified in the vehicle engine maintenance manual.
- ⑬ Fuel pump failure caused by not complying with the intake system fit clearance and exhaust system fit clearance requirements specified in the vehicle engine maintenance manual.
- ⑭ Failure to replace the consumable parts and the fitting clearance of the oil inlet system pipeline and the fuel pump connection in accordance with the fuel intake system specified in the vehicle engine maintenance manual.

**1.10. A2C9321760080 Fuel Pump Manufacturer**

**Fuel Pump Manufacturer:** Shenzhen Shumatt Technology Co., Ltd.

**2. A2C9321760080 Fuel Pump Technical Support****2.1. A2C9321760080 Fuel Pump Utilized Location****(1) Example: The code of the fuel pump is shown as follows**

NO.	Name
A	brand, logo, part number



## 2.2. **A2C9321760080** Fuel Pump Installation

### (1) **A2C9321760080** Fuel Pump Installation Precautions:

- ① The replacement of the fuel pump must strictly follow the electrical system, the approved pressure of the low-pressure fuel intake system, the approved pressure of the high-pressure fuel circuit system, and fuel system replacement consumables requirements (including the low-pressure fuel circuit system filter and the high-pressure fuel circuit) specified in the vehicle engine maintenance manual.
- ② When install the fuel pump, strictly follow the manual of replacement of wearing parts of the fuel system, cleaning requirements for the connection between the fuel system and the fuel pump, the fitting clearance of the fuel pump connection, the installation angle and tightening torque of the fuel pump, the fitting clearance of the intake system, and the fitting clearance of the exhaust system, so that to ensure the service life of the engine and the normal operation of the fuel pump.
- ③ When installing the fuel pump on the engine, it is necessary to clean the engine block, cylinder head and other parts connected to the fuel pump, and ensure that there is no dust, carbon deposits, water, rust spots, etc.
- ④ If don't replace new washer shim, it can lead to: deformation of fuel pump, oil leakage and air leakage, which will cause serious damage to the fuel pump and fuel pump to break and cause damage to the engine.
- ⑤ When installing the fuel pump on the engine, please carefully check the components related to the installation of the fuel pump are not deformed, such as the fuel pump pressure plate, screw, fuel pump rod and other accessories, and install it in strict accordance with the operation steps of the engine maintenance manual.
- ⑥ It is forbidden to operate the bare fuel pump for a long time in an environment with serious dust pollution and corrosion to iron products.
- ⑦ It is forbidden to operate the bare fuel pump for a long time in a strong magnetic field environment.



**2.3. Reasons of A2C9321760080 Fuel Pump Not Working Normally**

- (1) There is air in the oil circuit of the engine fuel system.
- (2) Vehicle fuel pump oil supply system is not normal.
- (3) Engine common rail system oil leakage or pressure limiting valve damage.
- (4) There is a short circuit, cutting out and poor contact in the wiring harness connected to the fuel pump of the vehicle.
- (5) The long-term placement of the fuel pump causes the anti-rust oil to solidify, and the internal components are stuck or the oil holes are blocked.

⚠ Before installing, carefully check whether other components in the common rail system are damaged so as to prevent the fuel pump from not working properly after being replaced.

**2.4. Causes of A2C9321760080 Fuel Pump Being Damaged**

- (1) Failure to follow the engine maintenance manual during disassembly or installation may result in damage to the fuel pump.
- (2) The fuel oil used for the vehicle does not meet the standard cause damage to the fuel pump, such as: the water content in the fuel oil exceeds the standard, iron powder, aluminum powder, sulfide impurities exceed the standard, etc.
- (3) The engine is not regularly maintained according to the engine maintenance manual (please refer to the vehicle maintenance manual for the maintenance mileage). For example, failure to replace the lubricating oil of the engine system for a long time will cause abnormal wear of the engine, excessive exhaust gas volume or a large amount of carbon deposits inside the engine. The filter is not replaced during maintenance or the replaced filter cannot reach the original filter standard. all above reasons can cause damage to the fuel pump.
- (4) The abrasion of the oil pump produces iron powder and aluminum powder enter the fuel pump and cause damage to the fuel pump.
- (5) The deformation and abrasion of fuel tank result in iron powder or aluminum powder entering the fuel pump and causing damage to it.
- (6) The fuel pump is damaged due to replacement or adjustment of the relevant parts of the fuel pump. For example, the valve clearance does not meet the standard after the engine is repaired, the replacement or modification of the wiring harness connected to the fuel pump fails to meet the original standard.
- (7) The engine is overheated and overloaded for a long time working results in damage to the fuel pump.
- (8) The fuel pump will be damaged naturally at the end of its working life.
- (9) The fuel pump is magnetized (fuel pump parts' magnetic exceeded) causing the fuel pump to not work properly.

⚠ Before replacing the fuel pump, please check the engine parts carefully according to the engine maintenance manual to avoid the fuel pump being damaged again after replacement.

**2.5. A2C9321760080 Fuel Pump Technical Support Obtaining Methods**

- (1) Fuel pump technical data: visit <http://shumatt.com> to get the technical data.
- (2) Fuel pump technical videos:

**Facebook:** Visit <https://www.facebook.com/hison.li> to get the technical videos, constantly follow can get more information.

**YouTube :** [https://www.youtube.com/channel/UCByvYBx7VjV\\_mAfxh\\_Hu-aw](https://www.youtube.com/channel/UCByvYBx7VjV_mAfxh_Hu-aw) to get the technical videos, constantly follow can get more information.

**Shumatt:** Visit <http://shumatt.com> to obtain the technical videos.

(3) Fuel pump Information query software

TruckBook Parts EPC APP, download and install on Android/Apple App Store , visit <http://shumatt.com> to get the download and installation tutorial

(4) Search the fuel pump test data through TruckBook Parts EPC APP.

### **3. A2C9321760080 Fuel Pump Purchase And Delivery**

#### **3.1. A2C9321760080 Fuel Pump Purchase And Payment Term**

**Payment Method:** T/T, Paypal, Alipay, WeChat

▲ Please contact our salesmen for specific payment information.

#### **3.2. A2C9321760080 Fuel Pump Main Sales Markets**

**Main Sales Markets Of Fuel Pump:** Asia, Europe, North America, South America, Africa etc.

#### **3.3. A2C9321760080 Fuel Pump Declaration Requirements**

Shumatt can assist customers to provide the following documents for import customs clearance: contract, invoice, packing list, bill of lading, insurance policy, certificate of origin, etc.

#### **3.4. A2C9321760080 Fuel Pump Shipping Ways**

**Destination in China areas:** SF Express, Debon Express, the corresponding logistics company can be provided according to customer requirements in special cases.

**Destinations out of China's areas:** DHL, UPS, FedEx, TNT air, ocean or other shipping methods required by customers.

#### **3.5. A2C9321760080 Fuel Pump Delivery Time**

**Delivery Time:** Send out within 3 – 7 working days after receiving payment (Except for special products and special cases).

#### **3.6. A2C9321760080 Fuel Pump Logistics Time for Destination Out of China's Areas**

**DHL Logistics Time:**

Place Of Departure	Hong Kong	Other Countries Or Regions In Asia	Australia and New Zealand	Europe	America	Other Countries
China Mainland	7 Days	7 Days	8 Days	8 Days	8-12 Days	7-10 Days

**UPS Logistics Timeliness: Country or region of origin: Mainland China**

Country of Destination	Estimated Arrival Time	Country of Destination	Estimated Arrival Time	Country of Destination	Estimated Arrival Time
Japan	3 Days	Britain	5-7 Days	Egypt	5-7 Days
Turkey	5-7 Days	Singapore	3 Days	Switzerland	5-7 Days
Bahrain	5-7 Days	Latvia	7-10 Days	New Zealand	7-10 Days
Sri Lanka	5-7 Days	Thailand	3 Days	Austria	5-7 Days
Romania	5-7 Days	Vietnam	3-5 Days	Estonia	5-7 Days
Malaysia	3-5 Days	Israel	5-7 Days	Mexico	7-10 Days
France	5-7 Days	USA	5-7 Days	United Arab Emirates	5-7 Days
Italy	5-7 Days	Netherlands	5-7 Days	Bengal	7-10 Days
Lebanon	5-7 Days	Philippines	3-5 Days	Greece	7-10 Days
South Korea	3 Days	Spain	5-7 Days	Myanmar	5-7 Days
Canada	5-7 Days	Germany	5-7 Days	Saudi Arabia	7-10 Days
Portugal	5-7 Days	Australia	5-7 Days	South Africa	7-10 Days
Denmark	5-7 Days	Belgium	5-7 Days	Ukraine	7-10 Days
India	7-10 Days	Qatar	7-10 Days	Poland	5-7 Days
Indonesia	3-5 Days	Morocco	7-10 Days	Pakistan	7-10 Days
Kuwait	7-10 Days	/	/	/	/

▲ The logistics time is for reference only, subjects are according to the actual arrival.

### 3.7. A2C9321760080 Fuel Pump Shipping Package

**Domestic express packaging:** Usually wrapped in waterproof scotch tape, such as picture No.1.

**International express packaging:** Wrapped with waterproof yellow tape after wrapping the black protective film, such as picture No. 2.

**Pallet Shipping:** Use fumigation free and recycling trays that meet export requirements, and use white wrapping protective film to wrap and bind with cable ties for the outside, such as picture No. 3, also, the products can be packaged according to customers' requirements.

▲ The packing tray is made of plastic and can be recycled.

▲ Transparent tape, yellow tape, black wrapping protective film, white wrapping protective film are non-degradable materials, please dispose of them properly.

▲ Minors are prohibited from using transparent tape, yellow tape, black wrapping protective film, and white wrapping protective film to avoid personal injury.






Pic No. 1

**Domestic express packaging:**

Wrapped with Transparent tape



Pic No. 2

**International express packaging:**

Wrapped with yellow tape after wrapping black protective film



Pic No. 3

**Pallet Shipping:** Use pallet that meet export requirements, and use white wrapping protective film to wrap and bind with cable ties

**4. A2C9321760080 Fuel Pump Storage Standards****(1) Choose a suitable storage place**

The warehouse and cargo yard where the fuel pumps are stored should be kept clean and dry, and away from the factory buildings that generate harmful gases and dust; do not mix with acid, alkali, salt and other substances; the storage place should have a good drainage system; the cargo yard should be flattened with gravel or furnace ash etc. to enhance the water permeability of the surface layer to keep the reservoir area dry.

**(2) Strict storage requirements**

Strict inspections should be carried out when the fuel pumps are put into storage, the surface cleaning work should be done well to remove water traces, oil stains, ash and other dirt, remove the rust and do anti-rust treatment in time. Packaged fuel pumps must be protected from damage.

**(3) Keep the warehouse dry and do moisture-proof work**

The relative humidity is usually below 70% for the fuel pumps placed in the room, and the corrosion of the fuel pumps is significantly reduced.

Fuel pumps must be stored in the warehouse, and they are forbidden to store in the same warehouse

with commodities with high water content.

#### **(4) Reasonable stacking**

After the fuel pump is exposed to rain, the corrosion rate will increase significantly. The purpose of sealing is to isolate the fuel pump from rainwater and humid air, so the warehouse window should be checked in time to avoid rainwater entering the warehouse.

If the fuel pump package is damaged, it should be repaired or replaced; when the package is damp, the packaging material should be dried; if the original anti-corrosion and oil applied at the factory is found to be damaged or dried up, it should be cleaned and re-applied oil in time.

- ▲ It is forbidden to leave the fuel pump exposed in the air for a long time.
- ▲ It is forbidden to store acid, alkali, salt and other substances together with the fuel pump.
- ▲ The unpacked fuel pump must be rust-proof during secondary storage.

### **5. Company Information**



#### **5.1. Company Introduction**

**Chinese company name:** 深圳市舒马特科技有限公司

**English company name:** Shenzhen Shumatt Technology Co., Ltd.

📞 **Mobile Phone/WeChat:** +86-13410541523

📞 **Hong Kong Mobile Phone:** +852-67653519

☎ **Tel:** +86-755-23215133

✉ **Email:** [ruby@shumatt.com](mailto:ruby@shumatt.com)

🌐 **Website:** [www.shumatt.com](http://www.shumatt.com)

Mob/Whatsapp: +86 13410541523

Email : [ruby@shumatt.com](mailto:ruby@shumatt.com)

© 2024 Shenzhen Shumatt Technology Co., Ltd.

Tel: +8675523215133

Website : [www.shumatt.com](http://www.shumatt.com)

- 📍 **Shenzhen Office:** 11-12, Floor 14, Building 13, Qinchengda Building, Exit A, Honglang North Subway Station, Bao'an District, Shenzhen, China Mainland
- 📍 **Shenzhen Office:** Exit C, Qiao Touxu Metro Station, No. 66 Chongqing Road, Fuhai Avenue, Bao'an District, Shenzhen, China Mainland
- 📍 **Hong Kong Office:** Jianfa Street Industrial Zone, Tuen Mun, New Territories, Hong Kong, China
- 📍 **After-Sales Service Address:** Please contact our salesmen to obtain and provide the corresponding product maintenance reasons (Reference: [1.9. A2C9321760080 Fuel Pump Warranty Instructions](#) )

## 5.2. Sales Contact Information

NO.	Name	WeChat/Whatsapp	E-mail
1	Ruby	+86-13410541523	ruby@shumatt.com
2	Ivy	+86-18025309821	sales@shumatt.com
3	Rebecca	+86-18025349821	sales01@shumatt.com
4	Janny	+86-18028749821	sales02@shumatt.com
5	Sam	+86-13316859821	Sales8@shumatt.com
6	Natalie	+86-18938945856	sales15@shumatt.com
7	Ada	+86-1342286353	sales5@shumatt.com
8	Hison Li	+86-18318811871	web@shumatt.com
9	Mecca	+86-18938948618	sales11@shumatt.com
10	Eric	+86 18319033618	sales3@shumatt.com
11	Wayne ( Joaquín en español )	+86-13316959821	wayne@shumatt.com
12	Sylvia	+86 18312499884	sales6@shumatt.com
Visit <a href="http://shumatt.com">http://shumatt.com</a> for the latest sales staff information			
Note: The emails of Shumatt sales staff all end with <b>@shumatt.com</b>			

## 6. Copyright Statement

The copyright of any contents in this file "A2C9321760080 Fuel Pump **CR Series** Technical File" (including but not limited to parameters, data, text, charts, images, sounds, videos, etc.) belongs to Shenzhen Shumatt Technology Co., Ltd. Without the prior written permission of Shenzhen Shumatt Technology Co., Ltd., you are not allowed to modify, duplicate, republish any content in "A2C9321760080 Fuel Pump **CR Series** Technical File" in any way. At the same time, any conditions to spread, re-post, display the contents of "A2C9321760080 Fuel Pump **CR Series** Technical File" should indicate the source of the quoted article, Shenzhen Shumatt Technology Co., Ltd. Any actions failure to follow above conditions violate the "Copyright Law of the People's Republic of China" and other laws and regulations as well as relevant provisions of international conventions.