

**17x7.6x2MM Injector Nozzle Sealing Shim Technical File**

SKU: Y2W21117630011



# 17x7.6x2MM Injector Nozzle Sealing Shim Technical File

## Content

1. 17x7.6x2MM Injector Nozzle Sealing Shim Introduction .....	1
1.1. 17x7.6x2MM Injector Nozzle Sealing Shim Basic Information .....	1
1.2. 17x7.6x2MM Injector Nozzle Sealing Shim Common Part Number .....	1
1.4. 17x7.6x2MM Injector Nozzle Sealing Shim Specifications and Dimensions .....	1
1.5. 17x7.6x2MM Injector Nozzle Sealing Shim Quality Control .....	1
1.6. 17x7.6x2MM Injector Nozzle Sealing Shim Customized Service .....	2
1.7. 17x7.6x2MM Injector Nozzle Sealing Shim Packing List and Package Size .....	2
1.8. 17x7.6x2MM Injector Nozzle Sealing Shim Testing Standard and Certificate .....	4
1.9. 17x7.6x2MM Injector Nozzle Sealing Shim Warranty Instructions .....	4
1.10. 17x7.6x2MM Injector Nozzle Sealing Shim Manufacturer .....	5
2. 17x7.6x2MM Injector Nozzle Sealing Shim Technical Support .....	5
2.1. 17x7.6x2MM Injector Nozzle Sealing Shim Installation Precautions .....	5
2.2. 17x7.6x2MM Injector Nozzle Sealing Shim Not Working Normally .....	6
2.3. 17x7.6x2MM Injector Nozzle Sealing Shim Causes of Being Damaged .....	6
2.4. 17x7.6x2MM Injector Nozzle Sealing Shim Technical Support Obtaining Methods .....	7
3. 17x7.6x2MM Injector Nozzle Sealing Shim Purchase and Delivery .....	7
3.1. 17x7.6x2MM Injector Nozzle Sealing Shim Purchase Payment Term .....	7
3.2. 17x7.6x2MM Injector Nozzle Sealing Shim Main Sales Markets .....	8
3.3. 17x7.6x2MM Injector Nozzle Sealing Shim Declaration Requirements .....	8
3.4. 17x7.6x2MM Injector Nozzle Sealing Shim Shipping Ways .....	8
3.5. 17x7.6x2MM Injector Nozzle Sealing Shim Lead time .....	8
3.6. 17x7.6x2MM Injector Nozzle Sealing Shim Logistics Time for Destination Out of China's Areas .....	8
3.7. 17x7.6x2MM Injector Nozzle Sealing Shim Packing .....	9
4. 17x7.6x2MM Injector Nozzle Sealing Shim Storage Standard .....	9
5. Company Information .....	10
5.1. Company Introduction .....	10
5.2. Salesmen's Contact Information .....	11
6. Copyright Statement .....	12

## 17x7.6x2MM Injector Nozzle Sealing Shim Technical File

### 1. 17x7.6x2MM Injector Nozzle Sealing Shim Introduction

#### 1.1. 17x7.6x2MM Injector Nozzle Sealing Shim Basic Information

Title	17x7.6x2MM Injector Nozzle Sealing Shim	Quality
SKU	Y2W21117630011	China Made New

#### 1.2. 17x7.6x2MM Injector Nozzle Sealing Shim Common Part Number

##### (1) Injector Nozzle Sealing Shim Compatible With Injector Part Number

Injector Part Number	Injector Part Number
/	/

##### (2) Injector Nozzle Sealing Shim Application Information

Engine	OE Number
/	/

##### (3) Injector Nozzle Sealing Shim Part Number Common Writing

17x7.6x2MM

#### 1.3. 17x7.6x2MM Injector Nozzle Sealing Shim Parameter

Adaptation System: Common Rail System

Injector Nozzle Sealing Shim Series: /

Injector Nozzle Sealing Shim Type: Electromagnetic

#### 1.4. 17x7.6x2MM Injector Nozzle Sealing Shim Specifications and Dimensions

Injector Nozzle Sealing Shim Size: 9cm\*9cm\*1cm

Injector Nozzle Sealing Shim Net Weight: 150g

Injector Nozzle Sealing Shim Gross Weight: 260g

Injector Nozzle Sealing Shim Quality: China Made New

Injector Nozzle Sealing Shim Box Size: 13.5\*cm\* 11cm \*1cm

Injector Nozzle Sealing Shim Type: High Pressure Common Rail Injector Nozzle Sealing Shim

Injector Nozzle Sealing Shim MOQ: 100 Pieces

#### 1.5. 17x7.6x2MM Injector Nozzle Sealing Shim Quality Control

##### (1) Injector Nozzle Sealing Shim Testing

All injector nozzle sealing shim are tested for electrical characteristics, accuracy, high temperature, low temperature, withstand voltage, leakage, durability, and various working conditions.

##### (2) Injector Nozzle Sealing Shim Assembling

Quality control during the production and installation of injector nozzle sealing shims is strictly enforced by our company in accordance with standard product installation data and procedures. This


includes testing the injector nozzle sealing shim stroke, tightening the injector nozzle sealing shim solenoid valve torque, and tightening the injector nozzle sealing shim and injector nozzle torque.

### (3) Injector Nozzle Sealing Shim Inspection

The factory inspection of the injector nozzle sealing shim is undergone full inspection, random inspection, and batch inspection three inspections. Different brands of test benches are used to test the same injector nozzle sealing shim for a total of no less than three times for factory inspection, and the injector nozzle sealing shim installation testing environment are progressed in dust-free workshop.

#### 1.6. 17x7.6x2MM Injector Nozzle Sealing Shim Customized Service

**(1) Injector Nozzle Sealing Shim Customized Service:** Meet the customized needs of OEM manufacturers for body engraving, logo engraving, internal packaging of injector nozzle sealing shims, external packaging of injector nozzle sealing shims, and labels.

	/
Injector Nozzle Sealing Shim Packaging	Injector Nozzle Sealing Shim Label

#### (2) Injector Nozzle Sealing Shim Customized Service Requirements:

Customized injector nozzle sealing shim packages no less than 100 pieces

Customized injector nozzle sealing shim sales are not less than 1000 pieces

When the customized products involve the need of specify logo, the OEM manufacturer needs to provide trademark authorization and the sample of logo image file.

⚠ Once the customized injector nozzle sealing shim is sold, it cannot be returned or exchanged if there is no quality problems.

#### 1.7. 17x7.6x2MM Injector Nozzle Sealing Shim Packing List and Package Size

##### (1) Injector Nozzle Sealing Shim Spare Parts List

No.	1	2	3
Image			
Name	Injector Nozzle Sealing Shim Assembly	Sealing Shim Inner Diameter	Sealing Shim Outer Diameter
Description	/	Inner diameter measured 17mm	Outer diameter measured 7.6mm

No.	4	5	6
Image		/	/
Name	injector nozzle sealing shim Thickness	/	/
Description	Thickness measurement 2mm	/	/

⚠ Minors are prohibited from using injector nozzle sealing shim assemblies, VCI rust-proof papers to prevent personal injury.

⚠ The injector nozzle sealing shim is a one-time installation accessory and needs to be replaced when reinstalling.

⚠ VCI rust-proof papers are made of non-degradable materials and should be disposed of properly after use.

⚠ When installing the injector nozzle sealing shim and mounting parts guide, apply an appropriate amount of sealing oil.

## (2) Injector Nozzle Sealing Shim Box Size



No.	Name	Injector Nozzle Sealing Shim Packing Size(cm)
1	Injector Nozzle Sealing Shim Packaging Box	13.5** 11*1cm

### 1.8.17x7.6x2MM Injector Nozzle Sealing Shim Testing Standard and Certificate

We can provide the factory quality inspection test report of each injector nozzle sealing shim to ensure that each injector nozzle sealing shim delivered meets the engine performance indicators.

BOTEN		测试报告		4.05.2019 10:42:09	
企业名称: _____					
电话: _____		地址: _____			
传真: _____		检测人: _____			
客户地址: _____		送检单位: _____			
电话: _____		客户姓名: _____			
传真: _____		检测日期: _____			
检测项目: _____					
检测名称: _____					
型号-零件号: _____					
检测地点: _____					
检测结果					
送检规格: C08000-0511					
	检测项目	检测结果	标准范围	检测结果	
LEAK TEST:	0.0	0.0	0.0	0.0	✓
Back:	0.0	0.0	0.0	0.0	✓
WAFER:	0.0	0.0	0.0	0.0	✗
Max:	20.0	20.0	20.0	20.0	✓
TL:	0.0	0.0	0.0	0.0	✓
EL:	0.0	0.0	0.0	0.0	✓
VE:	0.0	0.0	0.0	0.0	✓
检测日期: _____					
检测地点: _____					
检测人: _____					

### 1.9. 17x7.6x2MM Injector Nozzle Sealing Shim Warranty Instructions

#### (1) Product Warranty Conditions and Instructions

It is necessary to provide pictures, videos, or test reports detected by the injector nozzle sealing shim inspection equipment when the injector nozzle sealing shim is abnormal during use as evidence to feed back to the salesman.

Abnormal conditions are properly explained such as: 1.Smoke, 2. Engine shake, 3. Difficulty starting the engine, 4. Engine noise, 5. oil leakage etc.

#### (2) Injector Nozzle Sealing Shim Warranty Coverage

Within 15 days after customer receives the 17x7.6x2MM injector nozzle sealing shim, if there is a performance failure and the product has no appearance damage, customer can choose to replace it or repair it;

If the 17x7.6x2MM injector nozzle sealing shim has performance problems during the warranty period (6-12 months), and it is confirmed that it is product's problems after testing, you can contact our salesmen

to replace the same model or a reworked product with the same performance for free;

If the injector nozzle sealing shim house has obvious scratches, it can only be repaired and it will be returned as it is if the product is confirmed to be fault-free.

**⚠ Tips: For products not covered by warranty, our company can provide paid maintenance services. For products after paid repaired, the same performance problem will have a free warranty period within 3 months from the date of repairing.**

### (3) Injector Nozzle Sealing Shim Out of Warranty Coverage

- ① The warranty period has expired.
- ② Injector nozzle sealing shim failure caused by high temperature, high pressure, humidity, rain and snow, saline-alkali land, earthquake, and used in abnormal environment.
- ③ Customer disassembles or repairs the injector nozzle sealing shim personally resulting in damage to the injector nozzle sealing shim.
- ④ Injector nozzle sealing shim damage caused by man-made reasons (throwing, strong magnetic field magnetization, set fire).
- ⑤ Injector nozzle sealing shim failure or injector nozzle sealing shim damage caused by non-injector nozzle sealing shim design, technology, manufacturing, quality, and other issues.
- ⑥ Injector nozzle sealing shim failure due to system pressure exceeding system approved pressure.
- ⑦ Injector nozzle sealing shim failure caused by system voltage exceeding approved voltage.
- ⑧ Injector nozzle sealing shim failure caused by impurities (water, lead, aluminum powder, iron powder, sulfide) in the system fuel exceeding the standard requirements.
- ⑨ Injector nozzle sealing shim failure caused by not installing according to the tightening torque specified in the vehicle engine maintenance manual (the tightening torque is too large or too small).
- ⑩ Injector nozzle sealing shim failure caused by not following the installation angle specified in the vehicle engine maintenance manual.
- ⑪ Injector nozzle sealing shim failure caused by not following the cleaning requirements specified in the vehicle engine maintenance manual.
- ⑫ Injector nozzle sealing shim failure caused by failure to replace consumable parts as specified in the vehicle engine maintenance manual.
- ⑬ Injector nozzle sealing shim failure caused by not complying with the intake system fit clearance and exhaust system fit clearance requirements specified in the vehicle engine maintenance manual.
- ⑭ Failure to replace the consumable parts and the fitting clearance of the oil inlet system pipeline and the injector nozzle sealing shim connection in accordance with the fuel intake system specified in the vehicle engine maintenance manual.

#### 1.10. 17x7.6x2MM Injector Nozzle Sealing Shim Manufacturer

**Injector Nozzle Sealing Shim Manufacturer:** Shenzhen Shumatt Technology Co., Ltd

### 2. 17x7.6x2MM Injector Nozzle Sealing Shim Technical Support

#### 2.1. 17x7.6x2MM Injector Nozzle Sealing Shim Installation Precautions

- (1) The replacement of the injector nozzle sealing shim must strictly follow the electrical system, the approved pressure of the low-pressure fuel intake system, the approved pressure of the high-pressure fuel circuit system, and fuel system replacement consumables requirements (including the low-

pressure fuel circuit system filter and the high-pressure fuel circuit) specified in the vehicle engine maintenance manual.

- (2) Replacement of wearing parts of the fuel system, cleaning requirements for the connection between the fuel system and the injector nozzle sealing shim, the fitting clearance of the injector nozzle sealing shim connection, the installation angle and tightening torque of the injector nozzle sealing shim, the fitting clearance of the intake system, and the fitting clearance of the exhaust system to ensure the service life of the engine and the normal operation of the injector nozzle sealing shim.
- (3) When installing the injector nozzle sealing shim on the engine, it is necessary to clean the engine block, cylinder head and other parts connected to the injector nozzle sealing shim, and ensure that there is no dust, carbon deposits, water, rust spots, etc.
- (4) Before installation, check whether the injector nozzle sealing shim and nozzle sealing gasket have been replaced and installed on the injector nozzle sealing shim.
- (5) When installing the injector, apply lubricant between the injector, nozzle seal shim, and O-ring.
- (6) Failure to replace the gasket with a new one can lead to deformation of the injector cap, nozzle, and nozzle orifice, oil and air leakage, and serious damage to the injector, including nozzle breakage and engine damage.
- (7) When installing the injector nozzle sealing shim on the engine, carefully check that the components related to the installation, such as the injector nozzle sealing shim pressure plate, screws, push rods, and other accessories, are not deformed, and strictly follow the operating procedures in the engine repair manual for installation.
- (8) It is forbidden to operate the bare injector nozzle sealing shim for a long time in an environment with serious dust pollution and corrosion to iron products.
- (9) It is forbidden to operate the bare injector nozzle sealing shim for a long time in a strong magnetic field environment.

## **2.2. 17x7.6x2MM Injector Nozzle Sealing Shim Not Working Normally**

- (1) There is air in the oil circuit of the engine fuel system.
- (2) Vehicle oil pump's oil supply system is not normal.
- (3) Engine common rail system oil leakage or pressure limiting valve damage.
- (4) There is a short circuit, cutting out and poor contact in the wiring harness connected to the injector nozzle sealing shim of the vehicle.
- (5) The long-term placement of the injector nozzle sealing shim causes the anti-rust oil to solidify, and the internal components are stuck or the oil holes are blocked.

**⚠ Before installing, carefully check whether other components in the common rail system except the injector nozzle sealing shim are damaged to prevent the injector nozzle sealing shim from not working properly after being replaced.**

## **2.3. 17x7.6x2MM Injector Nozzle Sealing Shim Causes of Being Damaged**

- (1) Didn't operate properly according to engine maintenance manual during disassembly or installation, resulting in damage to the injector nozzle sealing shim.
- (2) The fuel oil used for the vehicle does not meet the standard cause damage to the injector nozzle sealing shim, such as: the water content in the fuel oil exceeds the standard, iron powder, aluminum powder, sulfide impurities exceed the standard, etc.

- (3) The engine is not regularly maintained according to the engine maintenance manual (please refer to the vehicle maintenance manual for the maintenance mileage). For example, failure to replace the lubricating oil of the engine system for a long time will cause abnormal wear of the engine, excessive exhaust gas volume or a large amount of carbon deposits inside the engine. The filter is not replaced during maintenance or the replaced filter cannot reach the original filter standard. all above reasons can cause damage to the injector nozzle sealing shim.
- (4) The abrasion of the injector nozzle sealing shim produces iron powder and aluminum powder enter the injector nozzle sealing shim and cause damage to the injector nozzle sealing shim.
- (5) The deformation and abrasion of fuel tank result in iron powder or aluminum powder entering the injector nozzle sealing shim and causing damage to the injector nozzle sealing shim.
- (6) The injector nozzle sealing shim is damaged due to replacement or adjustment of the relevant parts of the injector nozzle sealing shim. For example, the valve clearance does not meet the standard after the engine is repaired, the replacement or modification of the wiring harness connected to the injector nozzle sealing shim fails to meet the original standard.
- (7) The engine is overheated and overloaded for a long-time working result in damage to the injector nozzle sealing shim.
- (8) The injector nozzle sealing shim will be damaged naturally at the end of its working life.
- (9) The injector nozzle sealing shim is magnetized (injector nozzle sealing shim parts' magnetic exceeded) causing the injector nozzle sealing shim to not work properly.

**▲ Before replacing the injector nozzle sealing shim, please check the engine parts carefully according to the engine maintenance manual to avoid the injector nozzle sealing shim being damaged again after replacement.**

#### 2.4. 17x7.6x2MM Injector Nozzle Sealing Shim Technical Support Obtaining Methods

(1) Injector Nozzle Sealing Shim Technical File , visit <http://shumatt.com> to get the technical file.

(2) Injector Nozzle Sealing Shim Technical Videos

**Facebook:** Visit <https://www.facebook.com/hison.li> to get the technical videos, constantly follow can get more information.

**YouTube:** [https://www.youtube.com/channel/UCByvYBx7VjV\\_mAfxh\\_Hu-aw](https://www.youtube.com/channel/UCByvYBx7VjV_mAfxh_Hu-aw) to get the technical videos, constantly follow can get more information.

**Shumatt:** Visit <http://shumatt.com> to get the technical videos.

(3) Injector Nozzle Sealing Shim Information Query Software

TruckBook Parts EPC APP, Android/Apple App Store download and install, visit <http://shumatt.com> to get the download and installation tutorial

(4) Search the Injector Nozzle Sealing Shim Test Data Through TruckBook Parts EPC APP.

#### 3.17x7.6x2MM Injector Nozzle Sealing Shim Purchase and Delivery

##### 3.1.17x7.6x2MM Injector Nozzle Sealing Shim Purchase Payment Term

**Payment Terms:** T/T, PayPal, Alipay, WeChat

**▲ Please contact our salesmen for specific payment information.**

### 3.2. 17x7.6x2MM Injector Nozzle Sealing Shim Main Sales Markets

Injector nozzle sealing shim main sales markets: Asia, Europe, North America, South America, Africa etc.

### 3.3. 17x7.6x2MM Injector Nozzle Sealing Shim Declaration Requirements

Shumatt can assist customers to provide the following documents for import customs clearance: contract, invoice, packing list, bill of lading, insurance policy, certificate of origin, etc.

### 3.4. 17x7.6x2MM Injector Nozzle Sealing Shim Shipping Ways

**Destination in China areas:** SF Express, Debon Express, the corresponding logistics company can be provided according to customer requirements in special cases.

**Destinations out of China's areas:** DHL, UPS, FedEx, TNT air, ocean or other shipping methods required by customers.

### 3.5. 17x7.6x2MM Injector Nozzle Sealing Shim Lead time

**Lead time:** Send out within 3 – 7 working days after receiving payment ( Except for special products and special cases ) .

### 3.6. 17x7.6x2MM Injector Nozzle Sealing Shim Logistics Time for Destination Out of China's Areas

**DHL Logistics Time :**

Country or Region of Departure	Hong Kong, China	Other Countries or Regions of Asia	Australia and New Zealand	Europe	America	Other Countries
China's Mainland	7 Days	7 Days	8 Days	8 Days	8-12 Days	7-10 Days

**UPS Logistics Time: Country or Region of Departure: China's Mainland**

Country of Destination	Estimated Arrival Time	Country of Destination	Estimated Arrival Time	Country of Destination	Estimated Arrival Time
Japan	3 Days	UK	5-7Days	Egypt	5-7 Days
Turkey	5-7 Days	Singapore	3 Days	Switzerland	5-7 Days
Bahrain	5-7 Days	Latvia	7-10 Days	New Zealand	7-10 Days
Sri Lanka	5-7 Days	Thailand	3 Days	Austria	5-7 Days
Romania	5-7 Days	Vietnam	3-5 Days	Estonia	5-7 Days
Malaysia	3-5 Days	Israel	5-7 Days	Mexico	7-10 Days
France	5-7 Days	America	5-7 Days	United Arab Emirates	5-7 Days
Italy	5-7 Days	Netherlands	5-7 Days	Bengal	7-10 Days
Lebanon	5-7 Days	Philippine	3-5 Days	Greece	7-10 Days
South Korea	3 Days	Spain	5-7 Days	Myanmar	5-7 Days
Canada	5-7 Days	Germany	5-7 Days	Saudi Arabia	7-10 Days
Portugal	5-7 Days	Australia	5-7 Days	South Africa	7-10 Days

Denmark	5-7 Days	Belgium	5-7 Days	Ukraine	7-10 Days
India	7-10 Days	Qatar	7-10 Days	Poland	5-7 Days
Indonesia	3-5 Days	Morocco	7-10 Days	Pakistan	7-10 Days
Kuwait	7-10 Days	/	/	/	/

⚠ The logistics time is for reference only , subjects are according to the actual arrival.

### 3.7. 17x7.6x2MM Injector Nozzle Sealing Shim Packing

**Domestic express packaging:** Usually wrapped in waterproof scotch tape, such as picture No.1.

**International express packaging:** Wrapped with waterproof yellow tape After wrapping the black protective film, such as picture No. 2.

**Pallet Shipping:** Use fumigation free and recycling trays that meet export requirements, and use white wrapping protective film to wrap and bind with cable ties for the outside, such as picture No. 3, also, the products can be packaged according to customers' requirements.

⚠ The packing tray is made of plastic and can be recycled.

⚠ Transparent tape, yellow tape, black wrapping protective film, white wrapping protective film are non-degradable materials, please dispose of them properly.

⚠ Minors are prohibited from using transparent tape, yellow tape, black wrapping protective film, and white wrapping protective film to avoid personal injury.

No.	1	2	3
Image			
Name	Domestic Express Packaging	International Express Packaging	Pallet Shipping
Description	Wrapped by transparent tape	Wrapped with yellow tape after wrapping black protective film	Use pallet that meet export requirements, and use white wrapping protective film to wrap and bind with cable ties

### 4.17x7.6x2MM Injector Nozzle Sealing Shim Storage Standard

#### (1) Choose a suitable storage place

The warehouse and cargo yard where the injector nozzle sealing shim is stored should be kept clean and dry, and away from the factory buildings that generate harmful gases and dust; do not mix with acids, alkalis, salts and other substances; the storage place should have a good drainage system; the cargo yard should be flattened with gravel or furnace ash etc. to enhance the water permeability of the surface layer to keep the reservoir area dry.

**(2) Strict requirements of warehousing**

Strict inspections should be carried out when the injector nozzle sealing shims are put into storage, the surface cleaning work should be done well to remove water traces, oil stains, ash and other dirt, remove the rust and do anti-rust treatment in time. Packaged injector nozzle sealing shim must be protected from damage.

**(3) Keep the warehouse dry and preventing moisture**

The relative humidity is usually below 70% for the injector nozzle sealing shims placed in the room, and the corrosion of the injector nozzle sealing shims is significantly reduced.

Injector nozzle sealing shims must be stored in the warehouse, and they are forbidden to store in the same warehouse with commodities with high water content.

**(4) Stack Properly**

After the injector nozzle sealing shim is exposed to rain, the corrosion rate will increase significantly. The purpose of sealing is to isolate the injector nozzle sealing shim from rainwater and humid air, so the warehouse window should be checked in time to avoid rainwater entering the warehouse

If the injector nozzle sealing shim package is damaged, it should be repaired or replaced; when the package is damp, the packaging material should be dried; if the original anti-corrosion and oil applied at the factory is found to be damaged or dried up, it should be cleaned and re-applied oil in time.


- ▲ It is forbidden to leave the injector nozzle sealing shim exposed in the air for a long time.
- ▲ It is forbidden to store acid, alkali, salt and other substances together with the injector nozzle sealing shim.
- ▲ The unpacked injector nozzle sealing shim must be rust-proof during secondary storage.


**5. Company Information****5.1. Company Introduction**


**Chinese Name:** 深圳市舒马特科技有限公司

**English Name:** Shenzhen Shumatt Technology Co., Ltd


 **Mob Phone/WeChat:** +86-13410541523


 **HK Telephone:** +852-67653519


 **Telephone:** +86-755-23215133


 **Email:** ruby@shumatt.com

 **Website:** www.shumatt.com

 **Shenzhen Office:** 11-12, Floor 14, Building 13, Qinchengda Building, Exit A, Honglang North Subway Station, Bao'an District, Shenzhen, China's Mainland

 **Shenzhen Office:** Exit C, Qiao Touxu Metro Station, NO. 66 Chongqing Road, Fuhai Avenue, Bao'an District, Shenzhen, China Mainland

 **Hong Kong Office:** Jianfa Street Industrial Zone, Tuen Mun, New Territories, Hong Kong, China

 **After-sales Service Address:** Please contact our salesmen to obtain and provide the corresponding product maintenance reasons ( Reference: [1.9. 17x7.6x2MM Injector Nozzle Sealing Shim Warranty Instructions](#) )

## 5.2. Salesmen's Contact Information

No.	Name	WeChat/WhatsApp	Email
1	Ruby	+86-13410541523	ruby@shumatt.com
2	Ivy	+86-18025299821	sales@shumatt.com
3	Rebecca	+86-18025349821	sales01@shumatt.com
4	Janny	+86-18028749821	sales02@shumatt.com
5	Sam	+86-13316859821	Sales8@shumatt.com
6	Natalie	+86- 18938945856	sales15@shumatt.com
7	Ada	+86-1342286353	sales5@shumatt.com
8	Hison Li	+86-18318811871	web@shumatt.com
9	Mecca	+86-18938948618	sales11@shumatt.com
10	Eric	+86 18319033618	sales3@shumatt.com
11	Wayne ( Joaquín en español )	+86-13316959821	wayne@shumatt.com
12	Sylvia	+86 18312499884	sales6@shumatt.com
Visit <a href="http://shumatt.com">http://shumatt.com</a> to obtain the latest information of salesmen			
PS: Shumatt's salesmen's emails are all end with <b>@shumatt.com</b>			

## 6. Copyright Statement

The copyright of any contents (including but not limited to parameters, data, text, charts, images, sounds or videos, etc.) provided in “**17x7.6x2MM Injector Nozzle Sealing Shim Technical File**” belong to Shenzhen Shumatt Technology Co., Ltd. Without the prior written permission of Shenzhen Shumatt Technology Co., Ltd., you are not allowed to modify any contents in “**17x7.6x2MM Injector Nozzle Sealing Shim Technical File**” in any way. At the same time, any conditions to spread, repost, display the contents of “**17x7.6x2MM Injector Nozzle Sealing Shim Technical File**” should indicate that the cited article is from Shenzhen Shumatt Technology Co., Ltd., Any actions failure to follow above conditions to use “**17x7.6x2MM Injector Nozzle Sealing Shim Technical File**” will violate the “*Copyright Law of the People's Republic of China*” and other laws and regulations and the provisions of relevant international conventions.