

**F00N201871 Pump Overflow Valve Technical File**

SKU: G1L3F00N201871



# F00N201871 Pump Overflow Valve Technical File

## Content

1. F00N201871 Pump Overflow Valve Introduction .....	2
1.1. F00N201871 Pump Overflow Valve Basic Information .....	2
1.2. F00N201871 Pump Overflow Valve Common Part Number .....	2
1.3. F00N201871 Pump Overflow Valve Parameter .....	3
1.4. F00N201871 Pump Overflow Valve Specifications And Dimensions .....	3
1.5. F00N201871 Pump Overflow Valve Quality Control .....	3
1.6. F00N201871 Pump Overflow Valve Customized Service .....	3
1.7. F00N201871 Pump Overflow Valve Packing List and Package Size .....	4
1.8. F00N201871 Pump Overflow Valve Testing Standard and Certificate .....	4
1.9. F00N201871 Pump Overflow Valve Warranty Instructions .....	5
1.10. F00N201871 Pump Overflow Valve Manufacturer .....	6
2. F00N201871 Pump Overflow Valve Technical Support .....	6
2.1. F00N201871 Pump Overflow Valve Part Number Location .....	6
2.2. F00N201871 Pump Overflow Valve Installation .....	6
2.3. F00N201871 Pump Overflow Valve Not Working Normally .....	7
2.4. F00N201871 Pump Overflow Valve Causes of Being Damaged .....	8
2.5. F00N201871 Pump Overflow Valve Technical Support Obtaining Methods .....	8
3. F00N201871 Pump Overflow Valve Purchase and Delivery .....	9
3.1. F00N201871 Pump Overflow Valve Purchase Payment Term .....	9
3.2. F00N201871 Pump Overflow Valve Main Sales Markets .....	9
3.3. F00N201871 Pump Overflow Valve Declaration Requirements .....	9
3.4. F00N201871 Pump Overflow Valve Shipping Ways .....	9
3.5. F00N201871 Pump Overflow Valve Lead Time .....	9
3.6. F00N201871 Pump Overflow Valve Logistics Time for Destination Out of China's Areas .....	9
3.7. F00N201871 Pump Overflow Valve Packing .....	10
4. F00N201871 Pump Overflow Valve Storage Standard .....	11
5. Company Information .....	12
5.1. Company Introduction .....	12
5.2. Salesmen's Contact Information .....	13
6. Copyright Statement .....	13

## F00N201871 Pump Overflow Valve Technical File

### 1. F00N201871 Pump Overflow Valve Introduction

#### 1.1. F00N201871 Pump Overflow Valve Basic Information

Title	F00N201871 Pump Overflow Valve	Quality
SKU	G1L3F00N201871	China Made New

#### 1.2. F00N201871 Pump Overflow Valve Common Part Number

##### (1) Pump Overflow Valve Application Information

Pump Part Number	Vehicle Brand	Vehicle Model	Engine Number	OE Code
0445020051	MAN	/	/	51 11103 7739
0445020075	TEMSA	Diamond 13, 14	D 2066 LOH04	51 11103 7792
0445020080	MAN	/	/	3005063C1
0445020090	MAN	Diamond 14	D 2676 LOH	51 11103 7799
0445020124	MAN	/	/	51 11103 7810
0445020125	MAN	/	/	51 11103 7812
0445020134	/	/	/	/
0445020155	MAN	/	/	51 11103 7824
0445020170	MAN	/	/	51 11103 7828
0445020201	SINOTRUK	/	/	805011167
0445020202	MAN	/	/	51 11103 7845
0445020208	MAN	18.310 HOCL-NL	D 2066 LUH12	51 11103 7846
0445020277	MAN	18.320 HOCL-NL	D 2066 LUH32	51 11103 7858
0445020316	/	/	/	/
0445020337	/	/	/	/

## (2) Pump Overflow Valve Common Writing

F00N201871, F 00N 201 871, F00 N20 1871, F00 N201871, F00N 201871, F 00 N201871, F00N 201 871

### 1.3. F00N201871 Pump Overflow Valve Parameter

Adaptation System: **Common Rail System**

Pump Overflow Valve Series: **CP3**

Pump Overflow Valve Type: **Electromagnetic**

### 1.4. F00N201871 Pump Overflow Valve Specifications And Dimensions

Pump Overflow Valve Size: **10cm\*6cm \*1cm**

Pump Overflow Valve Net Weight: **0.10kg**

Pump Overflow Valve Gross Weight: **0.12kg**

Pump Overflow Valve Quality: **China Made New**

Pump Overflow Valve Package Size: **13cm\* 9cm \*2cm**

Pump Overflow Valve MOQ: **1 Pieces**

### 1.5. F00N201871 Pump Overflow Valve Quality Control

#### (1) Pump Overflow Valve Testing

All pump overflow valves are tested for electrical characteristics, accuracy, high temperature, low temperature, withstand voltage, leakage, durability, and various working conditions.

#### (2) Pump Overflow Valve Assembling

For the quality control of the pump overflow valve production and installation process, our company strictly follows the standard product installation data and product installation steps to install.

#### (3) Pump Overflow Valve Inspection

The factory inspection of the pump overflow valve is undergone full inspection, random inspection, and batch inspection three inspections. Different brands of test benches are used to test the same pump overflow valve for more than three times for factory inspection, and the pump overflow valve installation testing environment are progressed in dust-free workshop.

### 1.6. F00N201871 Pump Overflow Valve Customized Service

(1) **Pump Overflow Valve Customized Service Coverage:** Meet the customized needs of OEM manufacturers for shell lettering, logo engraving, pump overflow valve internal packaging, pump overflow valve external packaging and labels customized, etc.

#### (2) Pump Overflow Valve Customized Service Requirements:

The quantity of customized pump overflow valves shall not be less than **10 pieces**.




The quantity of customized pump overflow valve packages shall not be less than **1000 pieces**.

Customized products involve the need of specify logo, the OEM manufacturer needs to provide trademark authorization and the sample of logo image file.

▲ **Once the customized pump overflow valve is sold, it cannot be returned or exchanged if there are no quality problems.**

**1.7. F00N201871 Pump Overflow Valve Packing List and Package Size**

**(1) Pump Overflow Valve Spare Parts List**

No.	1	2	3
Image			
Name	Pump Overflow Valve	White Anti-rust Bag	Rust-proof paper
Description	Pump overflow valve part number: <b>F00N201871</b>	Prevent pump overflow valve from rusting	Prevents pump overflow valve from rusting


⚠ Minors are prohibited from using the pump overflow valve assembly, O-rings, pump overflow valve housing covers, oil return covers, VCI anti-rust bags, and bubble bags to avoid personal injury.

⚠ The pump overflow valve is a one-time installation accessory and needs to be replaced for reinstallation.

⚠ VCI anti-rust bags and bubble bags are non-degradable materials. Please dispose of them properly after use.

⚠ The pump overflow valve and the installation parts guide tube should be treated with appropriate sealing oil during installation.

**(2) Pump Overflow Valve Box Size**



No.	Name	Pump Overflow Valve Packing Size (cm)
1	Pump Overflow Valve Box	13*9*2

**1.8. F00N201871 Pump Overflow Valve Testing Standard and Certificate**

Mob/Whatsapp: +86 13410541523

Email : [ruby@shumatt.com](mailto:ruby@shumatt.com)

© 2024 Shenzhen Shumatt Technology Co., Ltd

Tel: +8675523215133

Website : [www.shumatt.com](http://www.shumatt.com)



**(3) Pump Overflow Valve Out of Warranty Coverage**

- ① The warranty period has expired.
- ② Pump overflow valve failure caused by high temperature, high pressure, humidity, rain and snow, saline-alkali land, earthquake, and used in abnormal environment.
- ③ Customer disassembles or repairs the pump overflow valve personally resulting in damage to the pump overflow valve.
- ④ Pump overflow valve damage caused by man-made reasons (throwing, strong magnetic field magnetization, set fire).
- ⑤ Pump overflow valve failure or pump overflow valve damage caused by non-pump overflow valve design, technology, manufacturing, quality, and other issues.
- ⑥ Pump overflow valve failure due to system pressure exceeding system approved pressure.
- ⑦ Pump overflow valve failure caused by system voltage exceeding approved voltage.
- ⑧ Pump overflow valve failure caused by impurities (water, lead, aluminum powder, iron powder, sulfide) in the system fuel exceeding the standard requirements.
- ⑨ Pump overflow valve failure caused by not installing according to the tightening torque specified in the vehicle engine maintenance manual (the tightening torque is too large or too small).
- ⑩ Pump overflow valve failure caused by not following the installation angle specified in the vehicle engine maintenance manual.
- 11 Pump overflow valve failure caused by not following the cleaning requirements specified in the vehicle engine maintenance manual.
- 12 Pump overflow valve failure caused by failure to replace consumable parts as specified in the vehicle engine maintenance manual.
- 13 Pump overflow valve failure caused by not complying with the intake system fit clearance and exhaust system fit clearance requirements specified in the vehicle engine maintenance manual.
- 14 Failure to replace the consumable parts and the fitting clearance of the oil inlet system pipeline and the pump overflow valve connection in accordance with the fuel intake system specified in the vehicle engine maintenance manual.

**1.10. F00N201871 Pump Overflow Valve Manufacturer**

**Pump Overflow Valve Manufacturer:** Shenzhen Shumatt Technology Co., Ltd

**2. F00N201871 Pump Overflow Valve Technical Support**

**2.1. F00N201871 Pump Overflow Valve Part Number Location**

(1) E.g.: See the pump overflow valve part number as follows:

No.	Name
A	Pump Overflow Valve

**2.2. F00N201871 Pump Overflow Valve Installation**

**(1) F00N201871 Pump Overflow Valve Installation Precautions:**

**⚠ The replacement of the pump overflow valve must strictly follow the electrical system, the approved**

pressure of the low-pressure fuel intake system, the approved pressure of the high-pressure fuel circuit system, and fuel system replacement consumables requirements (including the low-pressure fuel circuit system filter and the high-pressure fuel circuit) specified in the vehicle engine maintenance manual.

⚠ Replacement of wearing parts of the fuel system, cleaning requirements for the connection between the fuel system and the pump overflow valve, the fitting clearance of the pump overflow valve connection, the installation angle and tightening torque of the pump overflow valve, the fitting clearance of the intake system, and the fitting clearance of the exhaust system to ensure the service life of the engine and the normal operation of the pump overflow valve.

⚠ When installing the pump overflow valve on the engine, it is necessary to clean the engine block, cylinder head and other parts connected to the pump overflow valve, and ensure that there is no dust, carbon deposits, water, rust spots, etc.

⚠ Before installation, check that the fuel pump relief valve and fuel nozzle gaskets have been replaced and installed on the fuel pump relief valve.

⚠ During installation, apply lubricant between the fuel pump relief valve, fuel nozzle gaskets, and O-rings.

⚠ Failure to replace the gaskets can lead to: deformation of the fuel pump relief valve and fuel nozzle caps, fuel nozzle deformation, deformation of the fuel nozzle nozzle orifice, oil and air leaks, severe damage to the fuel pump relief valve, and even fuel nozzle breakage, resulting in engine damage.

⚠ When installing the pump overflow valve on the engine, please carefully check the components related to the installation of the pump overflow valve, such as the pump overflow valve pressure plate, screw, pump overflow valve rod and other accessories are not deformed, and install it in strict accordance with the operation steps of the engine maintenance manual.

⚠ It is forbidden to operate the bare pump overflow valve for a long time in an environment with serious dust pollution and corrosion to iron products.

⚠ It is forbidden to operate the bare pump overflow valve for a long time in a strong magnetic field environment.

### 2.3. F00N201871 Pump Overflow Valve Not Working Normally

- (1) There is air in the oil circuit of the engine fuel system.
- (2) Vehicle oil pump's oil supply system is not normal.
- (3) Engine common rail system oil leakage or pressure limiting valve damage.
- (4) There is a short circuit, cutting out and poor contact in the wiring harness connected to the pump overflow valve of the vehicle.
- (5) The long-term placement of the pump overflow valve causes the anti-rust oil to solidify, and the internal components are stuck or the oil holes are blocked.

**▲ Before installing, carefully check whether other components in the common rail system except the pump overflow valve are damaged to prevent the pump overflow valve from not working properly after being replaced.**

#### 2.4. F00N201871 Pump Overflow Valve Causes of Being Damaged

- (1) Didn't operate properly according to engine maintenance manual during disassembly or installation, resulting in damage to the pump overflow valve.
- (2) The fuel oil used for the vehicle does not meet the standard cause damage to the pump overflow valve, such as: the water content in the fuel oil exceeds the standard, iron powder, aluminum powder, sulfide impurities exceed the standard, etc.
- (3) The engine is not regularly maintained according to the engine maintenance manual (please refer to the vehicle maintenance manual for the maintenance mileage). For example, failure to replace the lubricating oil of the engine system for a long time will cause abnormal wear of the engine, excessive exhaust gas volume or a large amount of carbon deposits inside the engine. The filter is not replaced during maintenance or the replaced filter cannot reach the original filter standard. all above reasons can cause damage to the pump overflow valve.
- (4) The abrasion of the pump overflow valve produces iron powder and aluminum powder enter the pump overflow valve and cause damage to the pump overflow valve.
- (5) The deformation and abrasion of fuel tank result in iron powder or aluminum powder entering the pump overflow valve and causing damage to the pump overflow valve.
- (6) The pump overflow valve is damaged due to replacement or adjustment of the relevant parts of the pump overflow valve. For example, the valve clearance does not meet the standard after the engine is repaired, the replacement or modification of the wiring harness connected to the pump overflow valve fails to meet the original standard.
- (7) The engine is overheated and overloaded for a long-time working result in damage to the pump overflow valve.
- (8) The pump overflow valve will be damaged naturally at the end of its working life.
- (9) The pump overflow valve is magnetized (pump overflow valve parts' magnetic exceeded) causing the pump overflow valve to not work properly.

**▲ Before replacing the pump overflow valve, please check the engine parts carefully according to the engine maintenance manual to avoid the pump overflow valve being damaged again after replacement.**

#### 2.5. F00N201871 Pump Overflow Valve Technical Support Obtaining Methods

- (1) Pump Overflow Valve Technical File, visit <http://shumatt.com> to get the technical file.
- (2) Pump Overflow Valve Technical Videos

**YouTube:** [https://www.youtube.com/channel/UCByvYBx7Vjv\\_mAfxh\\_Hu-aw](https://www.youtube.com/channel/UCByvYBx7Vjv_mAfxh_Hu-aw) to get the technical videos, constantly follow can get more information.

**Shumatt:** Visit <http://shumatt.com> to get the technical videos.

- (3) Pump overflow valve Information Query Software

TruckBook Parts EPC APP, Android/Apple App Store download and install, visit <http://shumatt.com> to get

the download and installation tutorial

(4) Search The fuel pump overflow valve test data through TruckBook Parts EPC APP.

### 3. F00N201871 Pump Overflow Valve Purchase and Delivery

#### 3.1. F00N201871 Pump Overflow Valve Purchase Payment Term

Payment Terms: T/T, PayPal, Alipay, WeChat

**⚠ Please contact our salesmen for specific payment information.**

#### 3.2. F00N201871 Pump Overflow Valve Main Sales Markets

**Pump Overflow Valve Main Sales Markets:** Asia, Europe, North America, South America, Africa etc.

#### 3.3. F00N201871 Pump Overflow Valve Declaration Requirements

Shumatt can assist customers to provide the following documents for import customs clearance: contract, invoice, packing list, bill of lading, insurance policy, certificate of origin, etc.

#### 3.4. F00N201871 Pump Overflow Valve Shipping Ways

**Destination in China Areas:** SF Express, Debon Express, the corresponding logistics company can be provided according to customer requirements in special cases.

**Destinations Out of China's Areas:** DHL, UPS, FedEx, TNT air, ocean or other shipping methods required by customers.

#### 3.5. F00N201871 Pump Overflow Valve Lead Time

**Lead Time:** Send out within 3 – 7 working days after receiving payment ( Except for special products and special cases ) .

#### 3.6. F00N201871 Pump Overflow Valve Logistics Time for Destination Out of China's Areas

**DHL Logistics Time:**

Country or Region of Departure	Hong Kong, China	Other Countries or Regions of Asia	Australia and New Zealand	Europe	America	Other Countries
China's Mainland	7 Days	7 Days	8 Days	8 Days	8-12 Days	7-10 Days

**UPS Logistics Time: Country or Region of Departure: China's Mainland**

Country of Destination	Estimated Arrival Time	Country of Destination	Estimated Arrival Time	Country of Destination	Estimated Arrival Time
Japan	3 Days	UK	5-7Days	Egypt	5-7 Days
Turkey	5-7 Days	Singapore	3 Days	Switzerland	5-7 Days
Bahrain	5-7 Days	Latvia	7-10 Days	New Zealand	7-10 Days
Sri Lanka	5-7 Days	Thailand	3 Days	Austria	5-7 Days
Romania	5-7 Days	Vietnam	3-5 Days	Estonia	5-7 Days
Malaysia	3-5 Days	Israel	5-7 Days	Mexico	7-10 Days
France	5-7 Days	America	5-7 Days	United Arab Emirates	5-7 Days

Mob/Whatsapp: +86 13410541523

Email : [ruby@shumatt.com](mailto:ruby@shumatt.com)

© 2024 Shenzhen Shumatt Technology Co., Ltd

Tel: +8675523215133

Website : [www.shumatt.com](http://www.shumatt.com)

Italy	5-7 Days	Netherlands	5-7 Days	Bengal	7-10 Days
Lebanon	5-7 Days	Philippine	3-5 Days	Greece	7-10 Days
South Korea	3 Days	Spain	5-7 Days	Myanmar	5-7 Days
Canada	5-7 Days	Germany	5-7 Days	Saudi Arabia	7-10 Days
Portugal	5-7 Days	Australia	5-7 Days	South Africa	7-10 Days
Denmark	5-7 Days	Belgium	5-7 Days	Ukraine	7-10 Days
India	7-10 Days	Qatar	7-10 Days	Poland	5-7 Days
Indonesia	3-5 Days	Morocco	7-10 Days	Pakistan	7-10 Days
Kuwait	7-10 Days	/	/	/	/

⚠ The logistics time is for reference only and is subject to the actual arrival.

### 3.7. F00N201871 Pump Overflow Valve Packing

**Domestic Express Packaging:** Usually wrapped in waterproof scotch tape, such as picture No. 1.

**International Express Packaging:** Wrapped with waterproof yellow tape After wrapping the black protective film, such as picture No. 2.

**Pallet Shipping:** Use fumigation free and recycling trays that meet export requirements, and use white wrapping protective film to wrap and bind with cable ties for the outside, such as picture No. 3, also, the products can be packaged according to customers' requirements.

⚠ The packing tray is made of plastic and can be recycled.

⚠ Transparent tape, yellow tape, black wrapping protective film, white wrapping protective film are non-degradable materials, please dispose of them properly.


⚠ Minors are prohibited from using transparent tape, yellow tape, black wrapping protective film, and white wrapping protective film to avoid personal injury.



Pic No. 1

**Domestic express packaging:**

Wrapped with Transparent tape



Pic No. 2

**International express packaging:**

Wrapped with yellow tape after wrapping black protective film



Pic No. 3

**Pallet shipment:** Use pallets that meet export requirements and wrap with white plastic wrap and tie.

#### 4. F00N201871 Pump Overflow Valve Storage Standard

##### (1) Choose a Suitable Storage Place

The warehouse and cargo yard where the pump overflow valve is stored should be kept clean and dry, and away from the factory buildings that generate harmful gases and dust; do not mix with acids, alkali, salt, and other substances; the storage place should have a good drainage system; the cargo yard should be flattened with gravel or furnace ash etc. to enhance the water permeability of the surface layer to keep the reservoir area dry.

##### (2) Strict Requirements of Warehousing

Strict inspections should be carried out when the pump overflow valves are put into storage, the surface cleaning work should be done well to remove water traces, oil stains, ashes, and other dirt, remove the rust and do anti-rust treatment in time. Packaged pump overflow valves must be protected from damage.

##### (3) Keep The Warehouse Dry And Preventing Moisture

The relative humidity is usually below 70% for the pump overflow valves placed in the room, and the corrosion of the pump overflow valves is significantly reduced.

pump overflow valves must be stored in the warehouse, and they are forbidden to store in the same warehouse with commodities with high water content.

##### (4) Stack Properly

After the pump overflow valve is exposed to rain, the corrosion rate will increase significantly. The purpose of sealing is to isolate the pump overflow valve from rainwater and humid air, so the warehouse window should be checked in time to avoid rainwater entering the warehouse.

If the pump overflow valve package is damaged, it should be repaired or replaced; when the package is damp, the packaging material should be dried; if the original anti-corrosion and oil applied at the factory is found to be damaged or dried up, it should be cleaned and re-applied oil in time.



**It is forbidden to leave the pump overflow valve exposed in the air for a long time.**

⚠ It is forbidden to store acids, alkalis, salts, and other substances together with the pump overflow valve.

⚠ The unpacked pump overflow valve must be rust-proof during secondary storage.

## 5. Company Information



### 5.1. Company Introduction

**Chinese Name:** 深圳市舒马特科技有限公司

**English Name:** Shenzhen Shumatt Technology Co., Ltd

📞 **Mob Phone/WeChat:** +86-13410541523

📞 **HK Telephone:** +852-67653519

📞 **Telephone:** +86-755-23215133

✉ **Email:** [ruby@shumatt.com](mailto:ruby@shumatt.com)

🌐 **Website:** [www.shumatt.com](http://www.shumatt.com)

📍 **Shenzhen Office:** 11-12, Floor 14, Building 13, Qinchengda Building, Exit A, Honglang North Subway Station, Bao'an District, Shenzhen, China's Mainland

Mob/Whatsapp: +86 13410541523

Email : [ruby@shumatt.com](mailto:ruby@shumatt.com)

© 2024 Shenzhen Shumatt Technology Co., Ltd

Tel: +8675523215133

Website : [www.shumatt.com](http://www.shumatt.com)

📍 **Shenzhen Office:** Exit C, Qiao Touxu Metro Station, NO. 66 Chongqing Road, Fuhai Avenue, Bao'an District, Shenzhen, China Mainland

📍 **Hong Kong Office:** Jianfa Street Industrial Zone, Tuen Mun, New Territories, Hong Kong, China

📍 **After-sales Service Address:** Please contact our salesmen to obtain and provide the corresponding product maintenance reasons (Reference: [1.9. F00N201871 Pump Overflow Valve Warranty Instructions](#))

## 5.2. Salesmen's Contact Information

No.	Name	WeChat/WhatsApp	Email
1	Ruby	+86-13410541523	ruby@shumatt.com
2	Ivy	+86-18025299821	sales@shumatt.com
3	Rebecca	+86-18025349821	sales01@shumatt.com
4	Janny	+86-18028749821	sales02@shumatt.com
5	Sam	+86-13316859821	Sales8@shumatt.com
6	Natalie	+86- 18938945856	sales15@shumatt.com
7	Ada	+86-1342286353	sales5@shumatt.com
8	Hison Li	+86-18318811871	web@shumatt.com
9	Mecca	+86-18938948618	sales11@shumatt.com
10	Eric	+86 18319033618	sales3@shumatt.com
11	Wayne ( Joaquín en español )	+86-13316959821	wayne@shumatt.com
12	Sylvia	+86 18312499884	sales6@shumatt.com

Visit <http://shumatt.com> to obtain the latest information of salesmen

**PS:** Shumatt's salesmen's emails are all end with **@shumatt.com**

## 6. Copyright Statement

The copyright of any contents (including but not limited to parameters, data, text, charts, images, sounds, or videos, etc.) provided in "*F00N201871 Pump Overflow Valve Technical File*" belong to Shenzhen Shumatt Technology Co., Ltd. Without the prior written permission of Shenzhen Shumatt Technology Co., Ltd., you are not allowed to modify any contents in "*F00N201871 Pump Overflow Valve Technical File*" in any way. At the same time, any conditions to spread, repost, display the contents of "*F00N201871 Pump Overflow Valve Technical File*" should indicate that the cited article is from Shenzhen Shumatt Technology Co., Ltd., Any actions failure to follow above conditions to use "*F00N201871 Pump Overflow Valve Technical File*" will violate the "*Copyright Law of the People's Republic of China*" and other laws and regulations and the provisions of relevant international conventions.