

4307083 Injector Nozzle Three-piece Set **ISG** Series Technical File

SKU: Y2Y14307083K6K



4307083 Injector Nozzle Three-piece Set ISG Series Technical File

content

1. 4307083 Injector Nozzle Three-piece Set Introduction	2
1.1. 4307083 Injector Nozzle Three-piece Set Basic Information	2
1.2. 4307083 Injector Nozzle Three-piece Set Common Part Number	2
1.3. 4307083 Injector Nozzle Three-piece Set Parameter	2
1.4. 4307083 Injector Nozzle Three-piece Set Specifications and Dimensions	2
1.5. 4307083 Injector Nozzle Three-piece Set Quality Control	2
1.6. 4307083 Injector Nozzle Three-piece Set Customized Service	3
1.7. 4307083 Injector Nozzle Three-piece Set Packing List and Packaging Size	3
1.8. 4307083 Injector Nozzle Three-piece Set Testing Standard and Certificate	5
1.9. 4307083 Injector Nozzle Three-piece Set Warranty Instructions	6
1.10. 4307083 Injector Nozzle Three-piece Set Manufacturer	7
2. 4307083 Injector Nozzle Three-piece Set Technical Support	7
2.1. 4307083 Injector Nozzle Three-piece Set Installation	7
2.2. 4307083 Injector Nozzle Three-piece Set Reasons for Not Working Normally	8
2.3. 4307083 Injector Nozzle Three-piece Set Causes of Being Damaged	8
2.4. 4307083 Injector Nozzle Three-piece Set Technical Support Obtaining Methods	9
3. 4307083 Injector Nozzle Three-piece Set Purchase and Delivery	9
3.1. 4307083 Injector Nozzle Three-piece Set Purchase Payment Term	9
3.2. 4307083 Injector Nozzle Three-piece Set Main Sales Markets	9
3.3. 4307083 Injector Nozzle Three-piece Set Declaration Requirements	9
3.4. 4307083 Injector Nozzle Three-piece Set Shipping Ways	10
3.5. 4307083 Injector Nozzle Three-piece Set Lead time	10
3.6. 4307083 Injector Nozzle Three-piece Set Logistics Time for Destination Out of China's Areas	10
3.7. 4307083 Injector Nozzle Three-piece Set Packing	11
4. 4307083 Injector Nozzle Three-piece Set Storage Standard	12
5. Company Information	12
5.1. Company Introduction	13
5.2. Sales-men's Contact Information	13
6. Copyright Statement	14

4307083 Injector Nozzle Three-piece Set ISG Series Technical File

1. 4307083 Injector Nozzle Three-piece Set Introduction

1.1. 4307083 Injector Nozzle Three-piece Set Basic Information

Title	Common Rail 4307083 Injector Nozzle Three-piece Set ISG Series	Quality
SKU	Y2Y14307083K6K	Original New

1.2. 4307083 Injector Nozzle Three-piece Set Common Part Number

(1) Injector Nozzle Three-piece Set Exchange Information

Injector Nozzle Three-piece Set Part Number	Universal Number
4307083	/

(2) Injector Nozzle Three-piece Set Application Information

Injector Model	Vehicle Brand	Engine Number
4307475	/	/

(3) Injector Nozzle Three-piece Set Part Number Common Writing

4307083

1.3. 4307083 Injector Nozzle Three-piece Set Parameter

Adaptation System: **Common Rail System**

Injector Nozzle Three-piece Set Series: **ISG Series**

Injector Nozzle Three-piece Set Type: **High Pressure Common Rail Injector Nozzle Three-piece Set**

1.4. 4307083 Injector Nozzle Three-piece Set Specifications and Dimensions

Injector Nozzle Three-piece Set Size: **9cm* 1cm *7cm**

Injector Nozzle Three-piece Set Net Weight: **25g**

Injector Nozzle Three-piece Set Gross Weight: **50g**

Injector Nozzle Three-piece Set Quality: **Original New**

Injector Nozzle Three-piece Set Package Size: **12cm* 3cm *10cm**

Injector Nozzle Three-piece Set MOQ: **10 Pieces**

1.5. 4307083 Injector Nozzle Three-piece Set Quality Control

(1) Injector Nozzle Three-piece Set Testing

All injector nozzle three-piece set spare parts are tested for electrical characteristics, accuracy, high temperature, low temperature, withstand voltage, leakage, durability, and various working conditions.

(2) Injector Nozzle Three-piece Set Assembling

For the quality control of the injector nozzle three-piece set production and installation process, our company strictly follows the standard product installation data and product installation steps to install, such as injector nozzle three-piece set stroke test, injector nozzle three-piece set fatigue spring testing

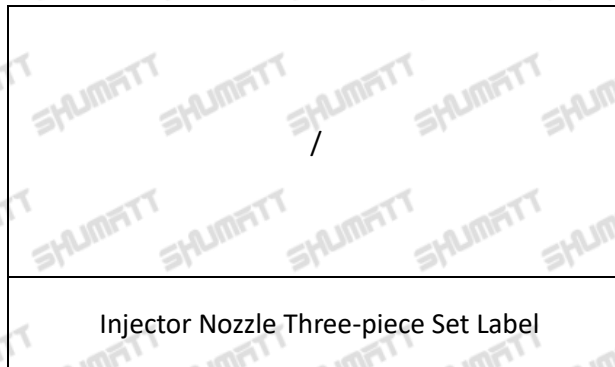
(3) Injector Nozzle Three-piece Set Inspection

The factory inspection of the injector nozzle three-piece set is undergone full inspection, random

inspection, and batch inspection three inspections. Different brands of test benches are used to test the same injector nozzle three-piece set for more than three times for factory inspection, and the injector nozzle three-piece set installation testing environment are progressed in dust-free workshop.

1.6. 4307083 Injector Nozzle Three-piece Set Customized Service

(1) **Injector Nozzle Three-piece Set’s Customized Service Coverage:** Meet the customized needs of OEM manufacturers for shell lettering, logo engraving, injector nozzle three-piece set internal packaging, injector nozzle three-piece set external packaging and labels customized, etc.






(2) **Injector Nozzle Three-piece Set’s Customized Service Requirements:**

The quantity of customized injector nozzle three-piece sets shall not be less than **10 pieces**.
 The quantity of customized injector nozzle three-piece set packages shall not be less than **1000 pieces**.
 Customized products involve the need of specify logo, the OEM manufacturer needs to provide trademark authorization and the sample of logo image file.

▲ **Once the customized injector nozzle three-piece set is sold, it cannot be returned or exchanged if there is no quality problem.**

1.7. 4307083 Injector Nozzle Three-piece Set Packing List and Packaging Size

(1) **Injector Nozzle Three-piece Set Spare Parts List**

No.	1	2	3
Image			
Name	Injector nozzle three-piece set assy	Desiccant	White Anti-Rust bag

Description	Injector nozzle three-piece set assy number: 4307083	Prevent rust; absorb moisture	Prevent injector nozzle three- piece sets from rusting
No.	4	5	6
Image			/
Name	Injector nozzle three-piece set packing	Injector nozzle model	/
Description	Place the injector nozzle three- piece set	P5461846FSW	/

⚠ Minors are forbidden to use the injector nozzle three-piece set assembly, O-ring, Nozzle copper washer shim, Nozzle, Desiccant, VCI anti-rust bag to avoid personal injury.

⚠ O-ring, Nozzle copper washer shim, Nozzle, Desiccant, VCI anti-rust bag are disposable installation accessories, and need to be replaced for re-installation.

⚠ VCI anti-rust bags and desiccants are non-degradable materials, please dispose them properly after using.

⚠ The injector nozzle three-piece set and the installation part guide tube should be coated with appropriate sealing oil during installation.

(2) Injector Nozzle Three-piece Set Packaging Size



No.	Name	Injector Nozzle Three-piece Set Package Size (cm)
1	Injector Nozzle Three-piece Set Packaging Box	12*3*10

1.8. 4307083 Injector Nozzle Three-piece Set Testing Standard and Certificate

Shumatt can provide the factory quality inspection test report of each injector nozzle three-piece set to ensure that each delivered injector nozzle three-piece set meets the engine performance indicators.

(3) Injector Nozzle Three-piece Set Out of Warranty Coverage

- ① The warranty period has expired.
- ② Injector nozzle three-piece set failure caused by high temperature, high pressure, humidity, rain and snow, saline-alkali land, earthquake, and used in abnormal environment.
- ③ Customer disassembles or repairs the injector nozzle three-piece set personally resulting in damage to the injector nozzle three-piece set.
- ④ Injector nozzle three-piece set damage caused by man-made reasons (throwing, strong magnetic field magnetization, set fire).
- ⑤ Injector nozzle three-piece set failure or injector nozzle three-piece set damage caused by non-injector nozzle three-piece set design, technology, manufacturing, quality, and other issues.
- ⑥ Injector nozzle three-piece set failure due to system pressure exceeding system approved pressure.
- ⑦ Injector nozzle three-piece set failure caused by system voltage exceeding approved voltage.
- ⑧ Injector nozzle three-piece set failure caused by impurities (water, lead, aluminum powder, iron powder, sulfide) in the system fuel exceeding the standard requirements.
- ⑨ Injector nozzle three-piece set failure caused by not installing according to the tightening torque specified in the vehicle engine maintenance manual (the tightening torque is too large or too small).
- ⑩ Injector nozzle three-piece set failure caused by not following the installation angle specified in the vehicle engine maintenance manual.
- 11 Injector nozzle three-piece set failure caused by not following the cleaning requirements specified in the vehicle engine maintenance manual.
- 12 Injector nozzle three-piece set failure caused by failure to replace consumable parts as specified in the vehicle engine maintenance manual.
- 13 Injector nozzle three-piece set failure caused by not complying with the intake system fit clearance and exhaust system fit clearance requirements specified in the vehicle engine maintenance manual.
- 14 Failure to replace the consumable parts and the fitting clearance of the oil inlet system pipeline and the injector nozzle three-piece set connection in accordance with the fuel intake system specified in the vehicle engine maintenance manual.

1.10. 4307083 Injector Nozzle Three-piece Set Manufacturer

Injector Nozzle Three-piece Set's Manufacturer: Shenzhen Shumatt Technology Co., Ltd

2. 4307083 Injector Nozzle Three-piece Set Technical Support

2.1. 4307083 Injector Nozzle Three-piece Set Installation

(1) 4307083 Injector Nozzle Three-piece Set Installation Precautions:

- ▲ The replacement of the injector nozzle three-piece set must strictly follow the electrical system, the approved pressure of the low-pressure fuel intake system, the approved pressure of the high-pressure fuel circuit system, and fuel system replacement consumables requirements (including the low-pressure fuel circuit system filter and the high-pressure fuel circuit) specified in the vehicle engine maintenance manual.
- ▲ Strictly follow the operation manual of replacement of wearing parts of the fuel system, cleaning requirements for the connection between the fuel system and the injector nozzle three-piece set, the fitting clearance of the injector nozzle three-piece set connection, the installation angle and tightening torque of

the injector nozzle three-piece set, the fitting clearance of the intake system, and the fitting clearance of the exhaust system, so that to ensure the service life of the engine and the normal operation of the injector nozzle three-piece set.

⚠ When installing the injector nozzle three-piece set on the engine, it is necessary to clean the engine block, cylinder head and other parts connected to the injector nozzle three-piece set, and ensure that there is no dust, carbon deposits, water, rust spots, etc.

⚠ When installing the injector nozzle three-piece set on the engine, please carefully check the components related to the installation of the injector nozzle three-piece set to ensure they are not deformed, such as the injector nozzle three-piece set pressure plate, screw, rod and other accessories, and install it in strict accordance with the operation steps of the engine maintenance manual.

⚠ It is forbidden to operate the bare injector nozzle three-piece set for a long time in an environment with serious dust pollution and corrosion to iron products.

⚠ It is forbidden to operate the bare injector nozzle three-piece set for a long time in a strong magnetic field environment.

2.2. 4307083 Injector Nozzle Three-piece Set Reasons for Not Working Normally

- (1) There is air in the oil circuit of the engine fuel system.
- (2) Vehicle fuel injector nozzle three-piece set fuel supply system is abnormal.
- (3) Engine common rail system oil leakage or pressure limiting valve damage.
- (4) There is a short circuit, cutting out and poor contact in the wiring harness connected to the injector nozzle three-piece set of the vehicle.
- (5) The long-term placement of the injector nozzle three-piece set causes the anti-rust oil to solidify, and the internal components are stuck or the oil holes are blocked.

⚠ Before installing, carefully check whether other components in the common rail system except the injector nozzle three-piece set are damaged to prevent the injector nozzle three-piece set from not working properly after being replaced.

2.3. 4307083 Injector Nozzle Three-piece Set Causes of Being Damaged

- (1) Didn't operate properly according to engine maintenance manual during disassembly or installation, resulting in damage to the injector nozzle three-piece set.
- (2) The fuel oil used for the vehicle does not meet the standard cause damage to the injector nozzle three-piece set, such as: the water content in the fuel oil exceeds the standard, iron powder, aluminum powder, sulfide impurities exceed the standard, etc.
- (3) The engine is not regularly maintained according to the engine maintenance manual (please refer to the vehicle maintenance manual for the maintenance mileage). For example, failure to replace the lubricating oil of the engine system for a long time will cause abnormal wear of the engine, excessive exhaust gas volume or a large amount of carbon deposits inside the engine. The filter is not replaced during maintenance or the replaced filter cannot reach the original filter standard. all above reasons can cause damage to the injector nozzle three-piece set.

- (4) The abrasion of the injector nozzle three-piece set produces iron powder and aluminum powder enter the injector nozzle three-piece set and cause damage to the injector nozzle three-piece set.
- (5) The deformation and abrasion of fuel tank result in iron powder or aluminum powder entering the injector nozzle three-piece set and causing damage to the injector nozzle three-piece set.
- (6) The injector nozzle three-piece set is damaged due to replacement or adjustment of the relevant parts of the injector nozzle three-piece set. For example, the valve clearance does not meet the standard after the engine is repaired, the replacement or modification of the wiring harness connected to the injector nozzle three-piece set fails to meet the original standard.
- (7) The engine is overheated and overloaded for a long-time working result in damage to the injector nozzle three-piece set.
- (8) The injector nozzle three-piece set will be damaged naturally at the end of its working life.
- (9) The injector nozzle three-piece set is magnetized (injector nozzle three-piece set parts' magnetic exceeded) causing the injector nozzle three-piece set to not work properly.

⚠ Before replacing the injector nozzle three-piece set, please check the engine parts carefully according to the engine maintenance manual to avoid the injector nozzle three-piece set being damaged again after replacement.

2.4. 4307083 Injector Nozzle Three-piece Set Technical Support Obtaining Methods

- (1) Injector Nozzle Three-piece Set Technical File , visit <http://shumatt.com> to get the technical file.
- (2) Injector Nozzle Three-piece Set Technical Videos

Facebook: Visit <https://www.facebook.com/hison.li> to get the technical videos, constantly follow can get more information.

YouTube: https://www.youtube.com/channel/UCByvYBx7VjV_mAfxh_Hu-aw to get the technical videos, constantly follow can get more information.

Shumatt: Visit <http://shumatt.com> to get the technical videos.

- (3) Injector Nozzle Three-piece Set Information Query Software
TruckBook Parts EPC APP, Android/Apple App Store download and install, visit <http://shumatt.com> to get the download and installation tutorial
- (4) Search The injector nozzle three-piece set test data through TruckBook Parts EPC APP.

3. 4307083 Injector Nozzle Three-piece Set Purchase and Delivery

3.1. 4307083 Injector Nozzle Three-piece Set Purchase Payment Term

Payment Terms: T/T, PayPal, Alipay, WeChat

⚠ Please contact our salesmen for specific payment information.

3.2. 4307083 Injector Nozzle Three-piece Set Main Sales Markets

Injector nozzle three-piece set main sales markets: Asia, Europe, North America, South America, Africa etc.

3.3. 4307083 Injector Nozzle Three-piece Set Declaration Requirements

Shumatt can assist customers to provide the following documents for import customs clearance: contract, invoice, packing list, bill of lading, insurance policy, certificate of origin, etc.

3.4. 4307083 Injector Nozzle Three-piece Set Shipping Ways

Destination in China Areas: SF Express, Debon Express, the corresponding logistics company can be provided according to customer requirements in special cases.

Destinations Out of China’s Areas: DHL, UPS, FedEx, TNT air, ocean or other shipping methods required by customers.

3.5. 4307083 Injector Nozzle Three-piece Set Lead time

Lead time: Send out within 3 – 7 working days after receiving payment (Except for special products and special cases)

3.6. 4307083 Injector Nozzle Three-piece Set Logistics Time for Destination Out of China’s Areas

DHL Logistics Time :

Country or Region of Departure	Hong Kong, China	Other Countries or Regions of Asia	Australia and New Zealand	Europe	America	Other Countries
China’s Mainland	7 Days	7 Days	8 Days	8 Days	8-12 Days	7-10 Days

UPS Logistics Time: Country or Region of Departure: China’s Mainland

Country of Destination	Estimated Arrival Time	Country of Destination	Estimated Arrival Time	Country of Destination	Estimated Arrival Time
Japan	3 Days	UK	5-7Days	Egypt	5-7 Days
Turkey	5-7 Days	Singapore	3 Days	Switzerland	5-7 Days
Bahrain	5-7 Days	Latvia	7-10 Days	New Zealand	7-10 Days
Sri Lanka	5-7 Days	Thailand	3 Days	Austria	5-7 Days
Romania	5-7 Days	Vietnam	3-5 Days	Estonia	5-7 Days
Malaysia	3-5 Days	Israel	5-7 Days	Mexico	7-10 Days
France	5-7 Days	America	5-7 Days	United Arab Emirates	5-7 Days
Italy	5-7 Days	Netherlands	5-7 Days	Bengal	7-10 Days
Lebanon	5-7 Days	Philippine	3-5 Days	Greece	7-10 Days
South Korea	3 Days	Spain	5-7 Days	Myanmar	5-7 Days
Canada	5-7 Days	Germany	5-7 Days	Saudi Arabia	7-10 Days
Portugal	5-7 Days	Australia	5-7 Days	South Africa	7-10 Days
Denmark	5-7 Days	Belgium	5-7 Days	Ukraine	7-10 Days

India	7-10 Days	Qatar	7-10 Days	Poland	5-7 Days
Indonesia	3-5 Days	Morocco	7-10 Days	Pakistan	7-10 Days
Kuwait	7-10 Days	/	/	/	/

⚠ The logistics time is for reference only and is subject to the actual arrival.

3.7. 4307083 Injector Nozzle Three-piece Set Packing

Domestic express packaging: Usually wrapped in waterproof scotch tape, such as picture No.1.

International express packaging: Wrapped with waterproof yellow tape After wrapping the black protective film, such as picture No. 2.

Pallet Shipping: Use fumigation free and recycling trays that meet export requirements, and use white wrapping protective film to wrap and bind with cable ties for the outside, such as picture No. 3, also, the products can be packaged according to customers' requirements.

⚠ The packing tray is made of plastic and can be recycled.

⚠ Transparent tape, yellow tape, black wrapping protective film, white wrapping protective film are non-degradable materials, please dispose of them properly.

⚠ Minors are prohibited from using transparent tape, yellow tape, black wrapping protective film, and white wrapping protective film to avoid personal injury.



Pic No. 1

Domestic express packaging:
Wrapped with Transparent tape



Pic No. 2

International express packaging:
Wrapped with yellow tape after wrapping black protective film



Pallet Shipping: Use pallet that meet export requirements, and use white wrapping protective film to wrap and bind with cable ties

4. 4307083 Injector Nozzle Three-piece Set Storage Standard

(1) Choose a suitable storage place

The warehouse and cargo yard where the injector nozzle three-piece set is stored should be kept clean and dry, and away from the factory buildings that generate harmful gases and dust; do not mix with acids, alkali, salt and other substances; the storage place should have a good drainage system; the cargo yard should be flattened with gravel or furnace ash etc. to enhance the water permeability of the surface layer to keep the reservoir area dry.

(2) Strict requirements of warehousing

Strict inspections should be carried out when the injector nozzle three-piece sets are put into storage, the surface cleaning work should be done well to remove water traces, oil stains, ash, and other dirt, remove the rust and do anti-rust treatment in time. Packaged injector nozzle three-piece sets must be protected from damage.

(3) Keep the warehouse dry and preventing moisture

The relative humidity is usually below 70% for the injector nozzle three-piece sets placed in the room, and the corrosion of the injector nozzle three-piece sets is significantly reduced.

Injector nozzle three-piece sets must be stored in the warehouse, and they are forbidden to store in the same warehouse with commodities with high water content.

(4) Stack Properly

After the injector nozzle three-piece set is exposed to rain, the corrosion rate will increase significantly. The purpose of sealing is to isolate the injector nozzle three-piece set from rainwater and humid air, so the warehouse window should be checked in time to avoid rainwater entering the warehouse

If the injector nozzle three-piece set package is damaged, it should be repaired or replaced; when the package is damp, the packaging material should be dried; if the original anti-corrosion and oil applied at the factory is found to be damaged or dried up, it should be cleaned and re-applied oil in time.

- ⚠ It is forbidden to leave the injector nozzle three-piece set exposed in the air for a long time.
- ⚠ It is forbidden to store acids, alkali, salt, and other substances together with the injector nozzle three-piece set.
- ⚠ The unpacked injector nozzle three-piece set must be rust-proof during secondary storage.

5. Company Information



5.1. Company Introduction

Chinese Name: 深圳市舒马特科技有限公司

English Name: Shenzhen Shumatt Technology Co., Ltd

Mob Phone/WeChat: +86-13410541523

HK Telephone: +852-67653519

Telephone: +86-755-23215133

Email: ruby@shumatt.com

Website: www.shumatt.com

Shenzhen Office: 11-12, Floor 14, Building 13, Qinchengda Building, Exit A, Honglang North Subway Station, Bao'an District, Shenzhen, China's Mainland

Shenzhen Office: Exit C, Qiao Touxu Metro Station, NO. 66 Chongqing Road, Fuhai Avenue, Bao'an District, Shenzhen, China Mainland

Hong Kong Office: Jianfa Street Industrial Zone, Tuen Mun, New Territories, Hong Kong, China

After-sales Service Address: Please contact our salesmen to obtain and provide the corresponding product maintenance reasons (Reference: [1.9. 4307083 Injector Nozzle Three-piece Set Warranty Instructions](#))

5.2. Sales-men's Contact Information

No.	Name	WeChat/WhatsApp	Email
1	Ruby	+86-13410541523	ruby@shumatt.com
2	Ivy	+86-18025299821	sales@shumatt.com

3	Rebecca	+86-18025349821	sales01@shumatt.com
4	Janny	+86-18028749821	sales02@shumatt.com
5	Sam	+86-13316859821	Sales8@shumatt.com
6	Natalie	+86- 18938945856	sales15@shumatt.com
7	Ada	+86-1342286353	sales5@shumatt.com
8	Hison Li	+86-18318811871	web@shumatt.com
9	Mecca	+86-18938948618	sales11@shumatt.com
10	Eric	+86 18319033618	sales3@shumatt.com
11	Wayne (Joaquín en español)	+86-13316959821	wayne@shumatt.com
12	Sylvia	+86 18312499884	sales6@shumatt.com
Visit http://shumatt.com to obtain the latest information of salesmen			
PS: Shumatt's sales-men's emails are all end with @shumatt.com			

6. Copyright Statement

The copyright of any contents (including but not limited to parameters, data, text, charts, images, sounds, or videos, etc.) provided in "**4307083 Injector Nozzle Three-piece Set ISG Series Technical File**" belong to Shenzhen Shumatt Technology Co., Ltd. Without the prior written permission of Shenzhen Shumatt Technology Co., Ltd., you are not allowed to modify any contents in "**4307083 Injector Nozzle Three-piece Set ISG Series Technical File**" in any way. At the same time, any conditions to spread, re-post, display the contents of "**4307083 Injector Nozzle Three-piece Set ISG Series Technical File**" should indicate that the cited article is from Shenzhen Shumatt Technology Co., Ltd., Any actions failure to follow above conditions to use "**4307083 Injector Nozzle Three-piece Set ISG Series Technical File**" will violate the "Copyright Law of the People's Republic of China" and other laws and regulations and the provisions of relevant international conventions.